PTSD Commission

Community Military Programs Survey

Prepared by:

Tracy A. Fowler, M.A.

Chad S. Novak

Andrew E. Smith, Ph.D.

The Survey Center

University of New Hampshire

MONTH, 2012

The University of New Hampshire

Survey Center

The UNH Survey Center is an independent, non-partisan academic survey research organization and a division of the UNH College of Liberal Arts.

The Survey Center conducts telephone, mail, e-mail, Internet, and intercept surveys, as well as focus groups and other qualitative research for university researchers, government agencies, public non-profit organizations, private businesses, and media clients.

Our senior staff have over 40 years experience in designing and conducting custom research on a broad range of political, social, health care, and other public policy issues.

Dr. Andrew E. Smith, Director
UNH Survey Center
Huddleston Hall
Durham, New Hampshire 03824
603/862-2226 (voice)
603/862-1488 (FAX)
Andrew.Smith@unh.edu

Table of Contents

Age 1

Region 3

Housing.....4

Employment Status.....6

Health Insurance Status 9

Conflict .....
.....12

Conditions.....15

Help Received.....18

Age

Age of Respondent

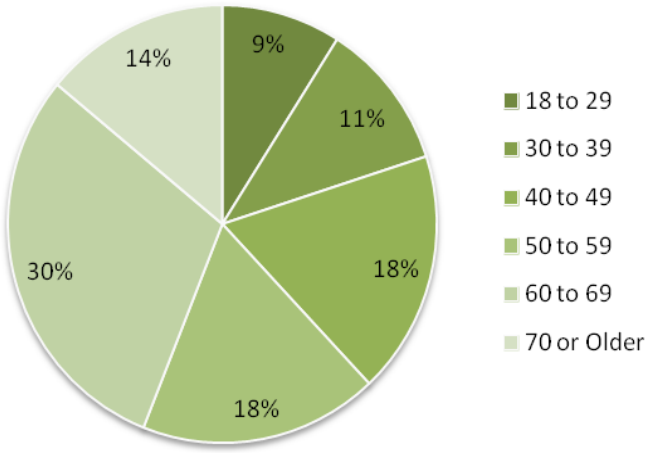

Age by Conflict

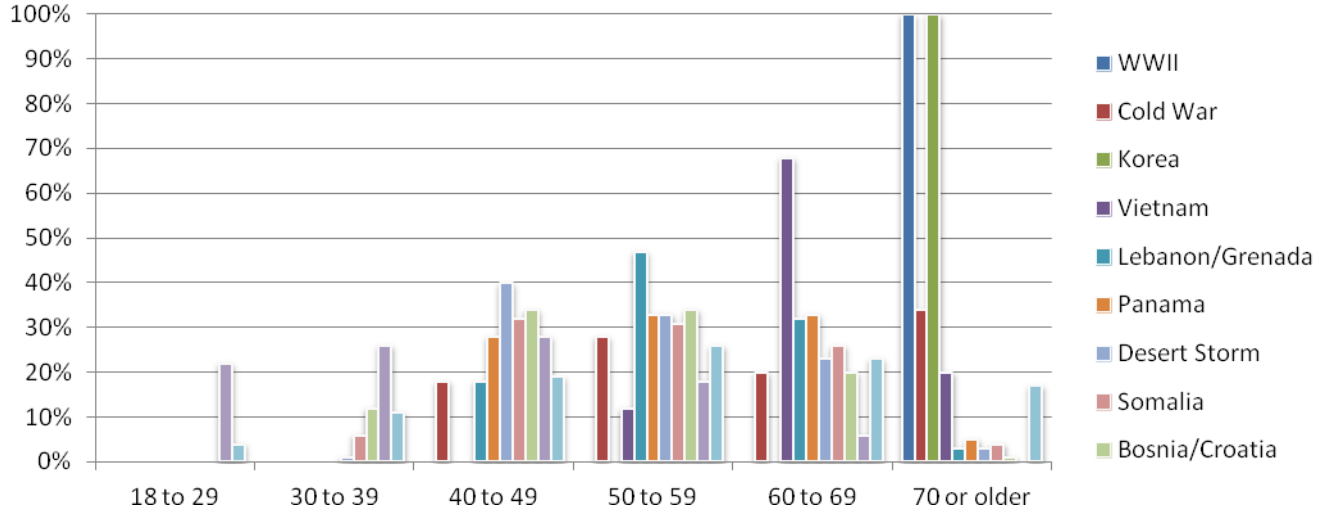

Age by Housing

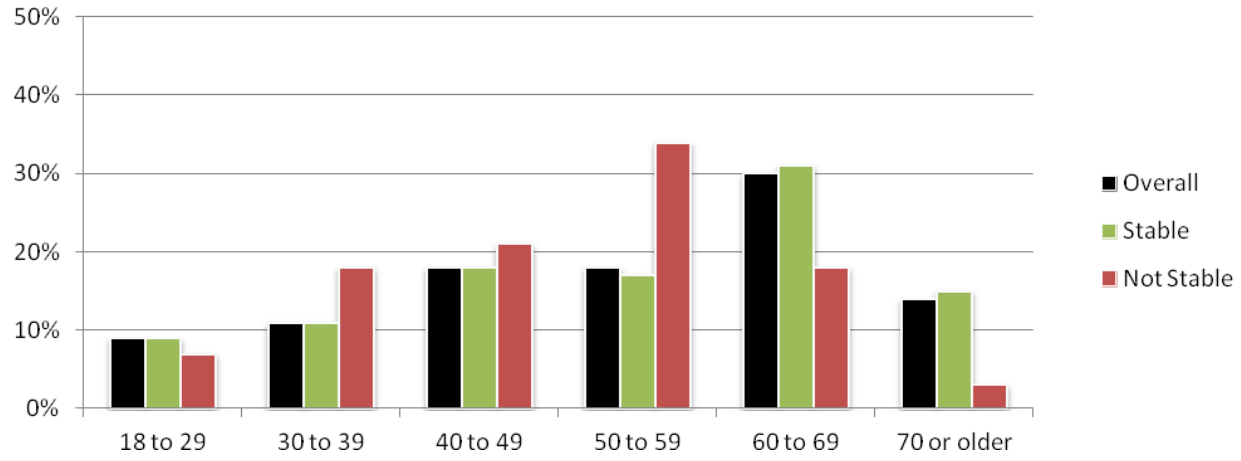

Age by Health Insurance

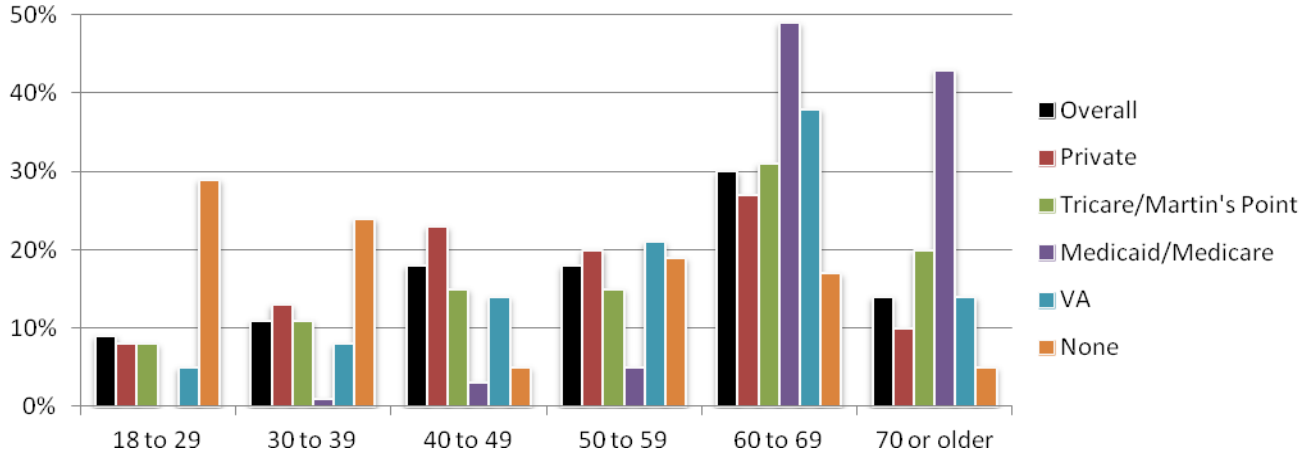

Age by Employment

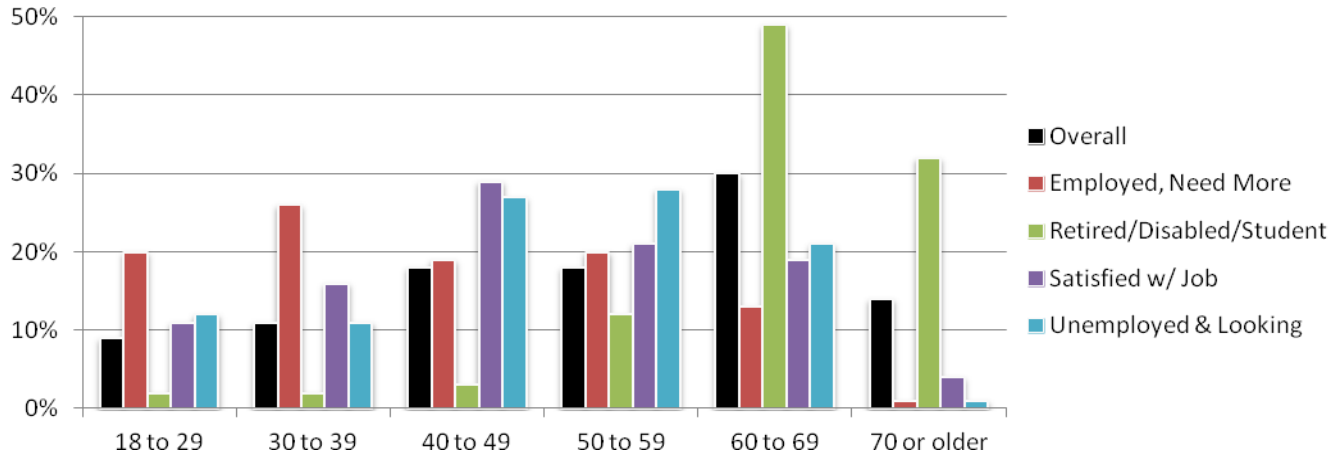

Region

Region of State

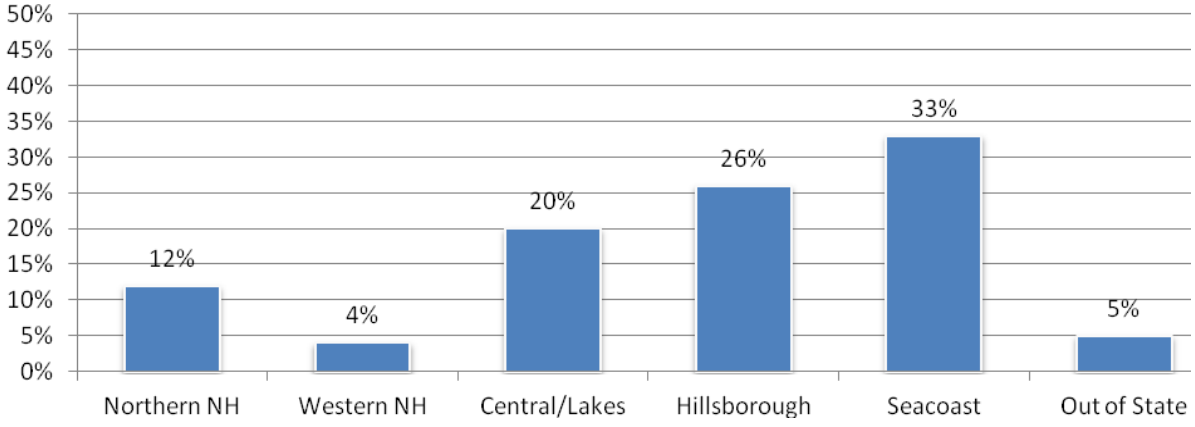

Housing

Housing of Respondent

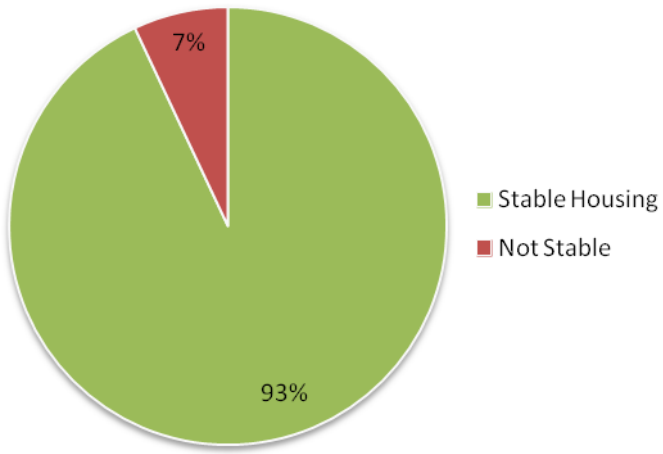

Housing by Conflict

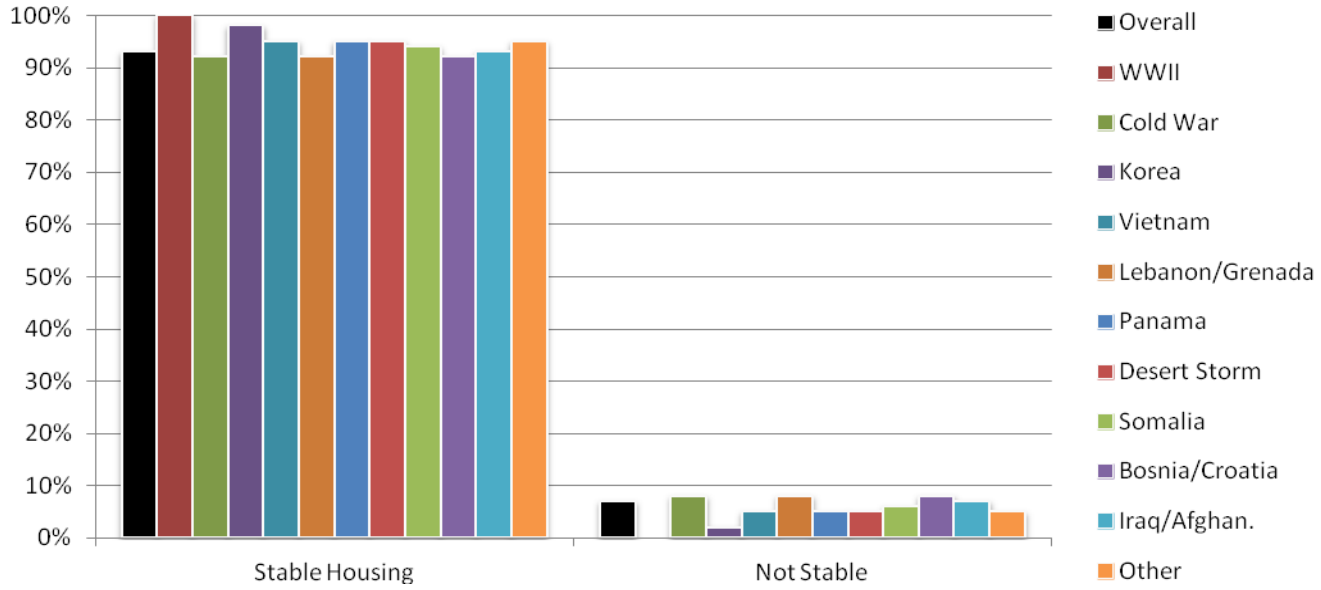

Housing by Region

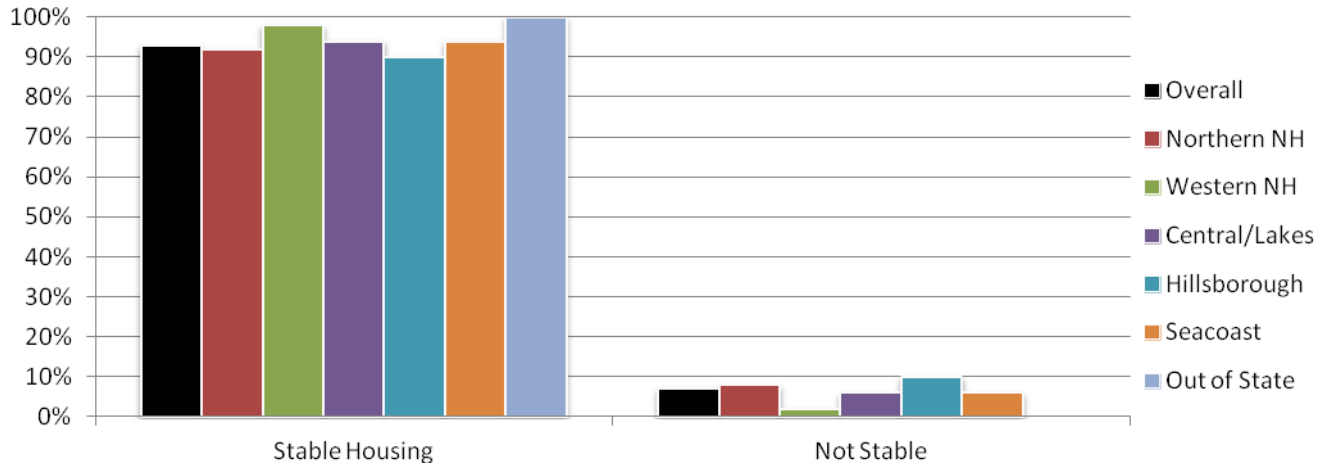

Housing by Health Insurance

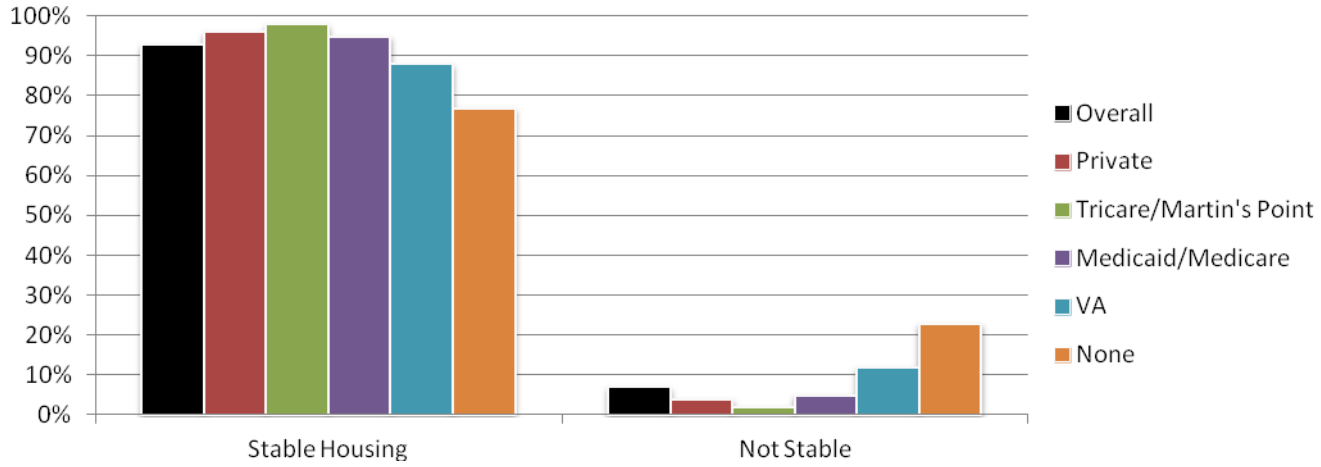

Housing by Employment

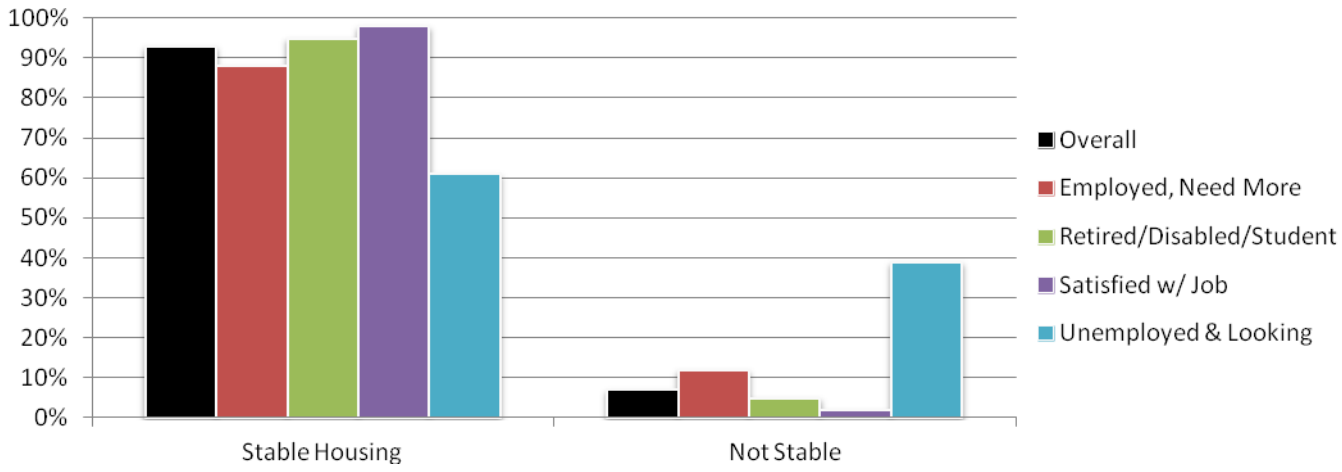

Employment Status

Employment Status of Respondent

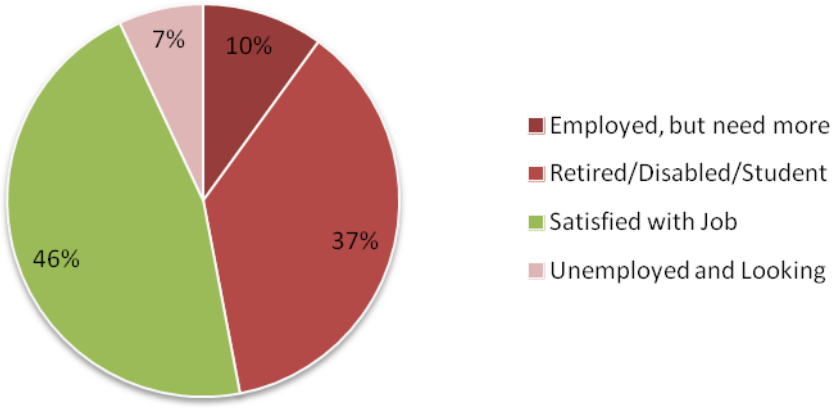

Employment Status by Conflict

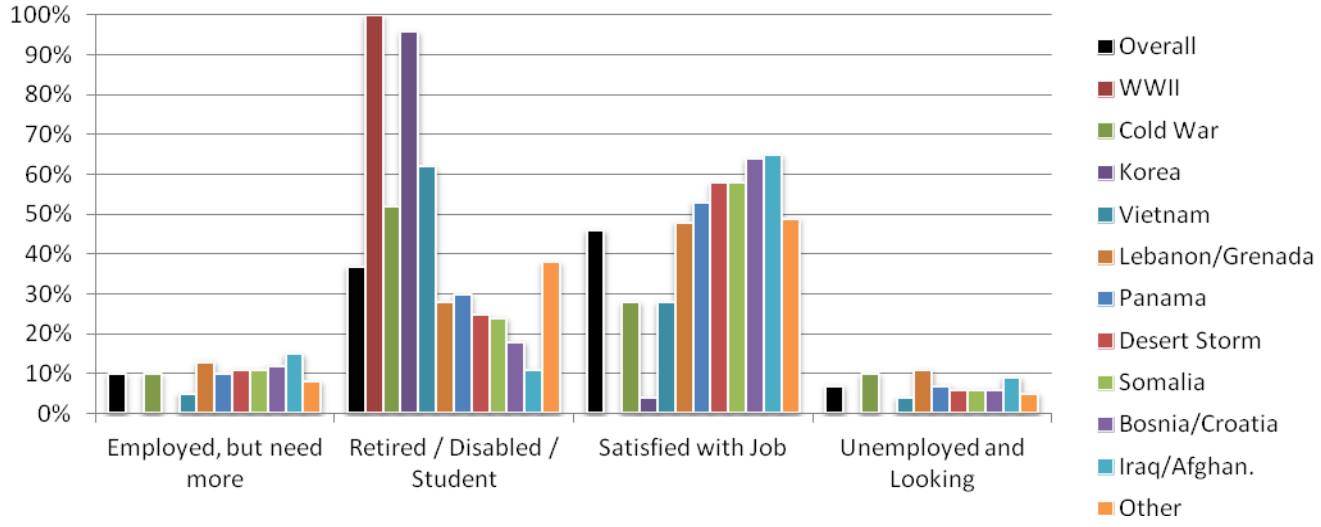

Employment Status by Housing

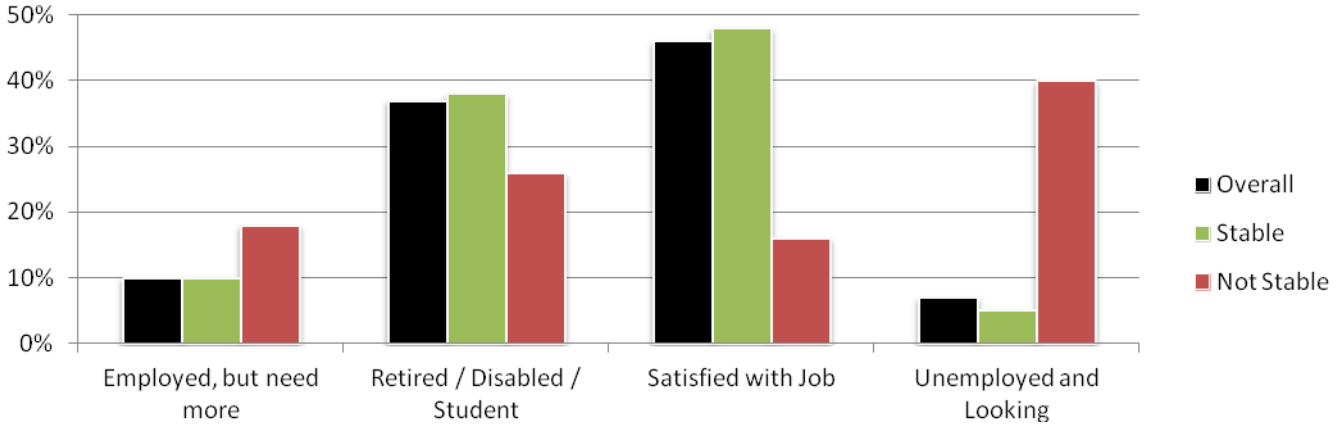

Employment Status by Health Insurance

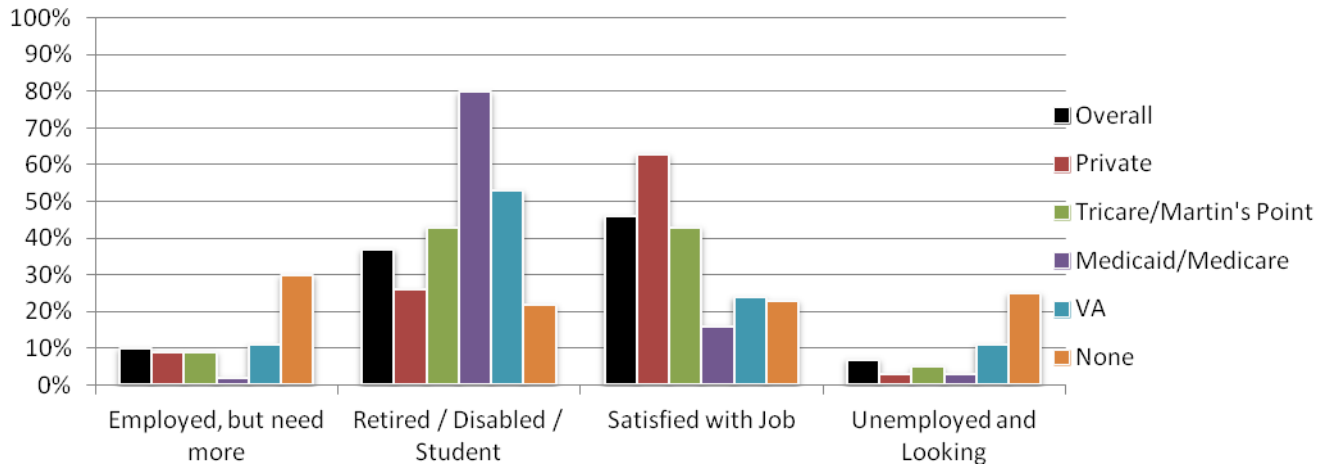

Employment Status by Region

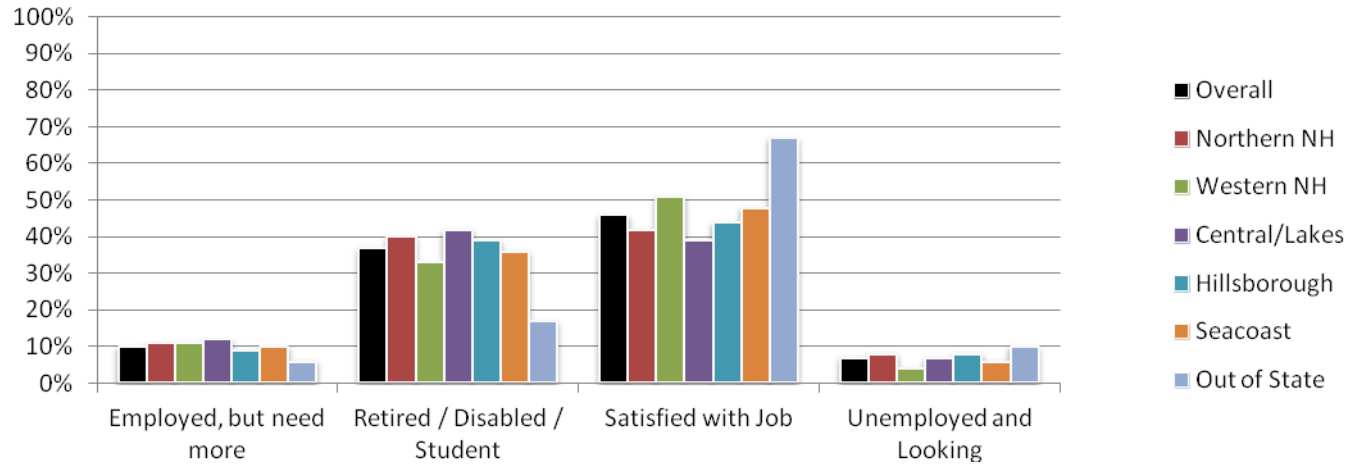

Employment Status by Age

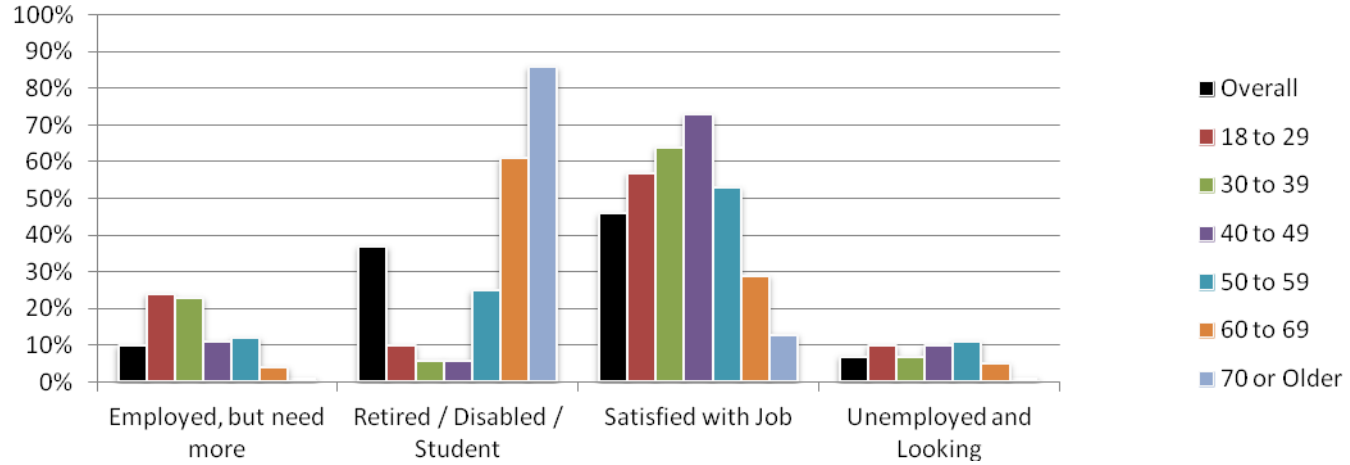

Health Insurance Status

Health Insurance Status of Respondent

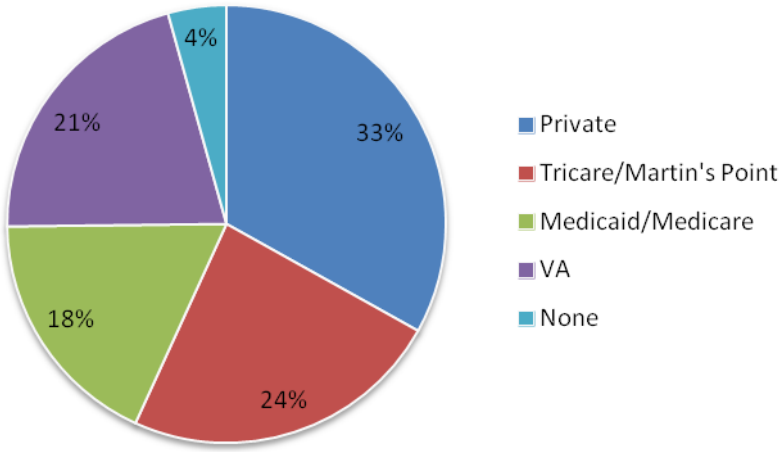

Health Insurance Status by Conflict

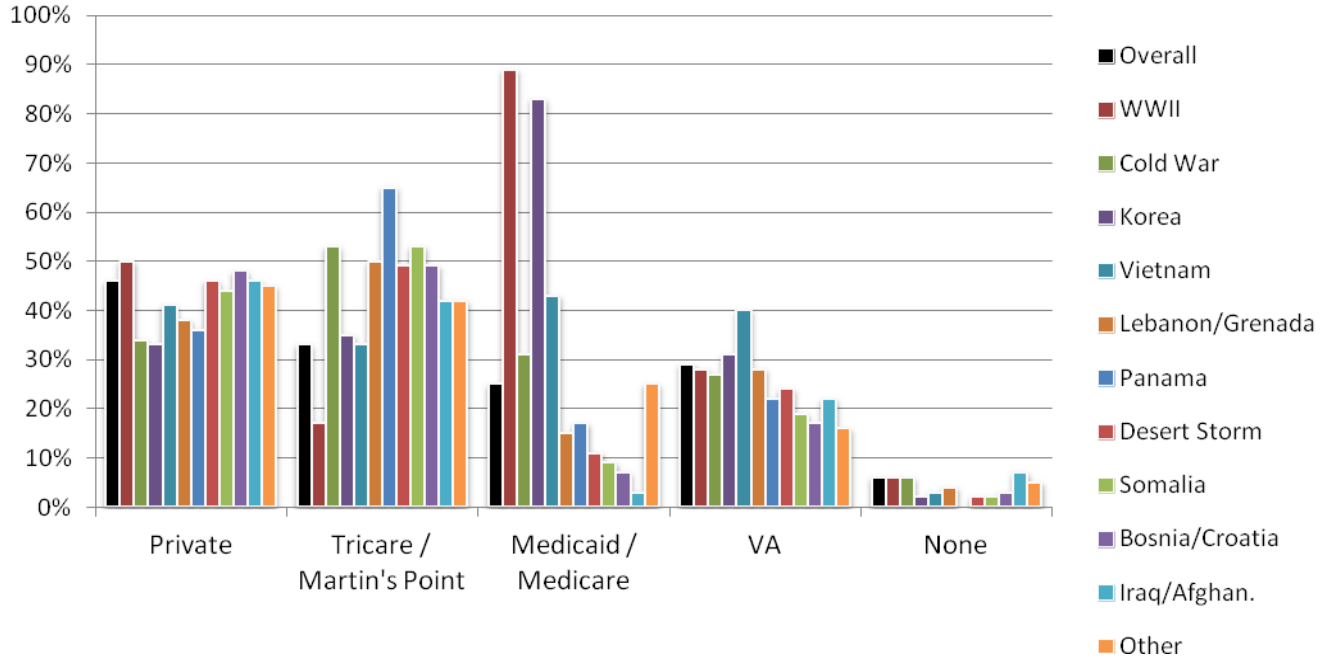

Health Insurance Status by Housing

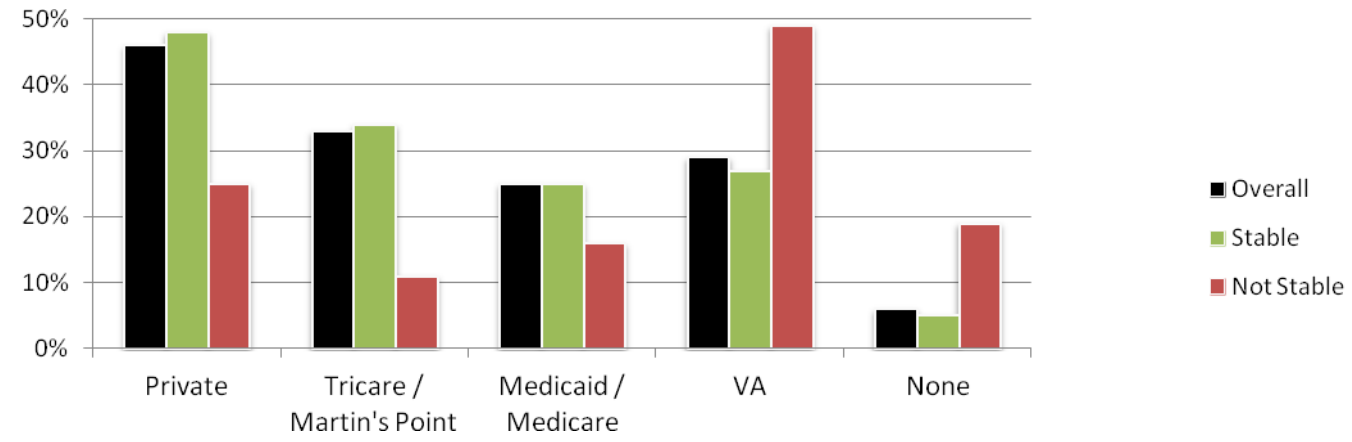

Health Insurance Status by Employment Status

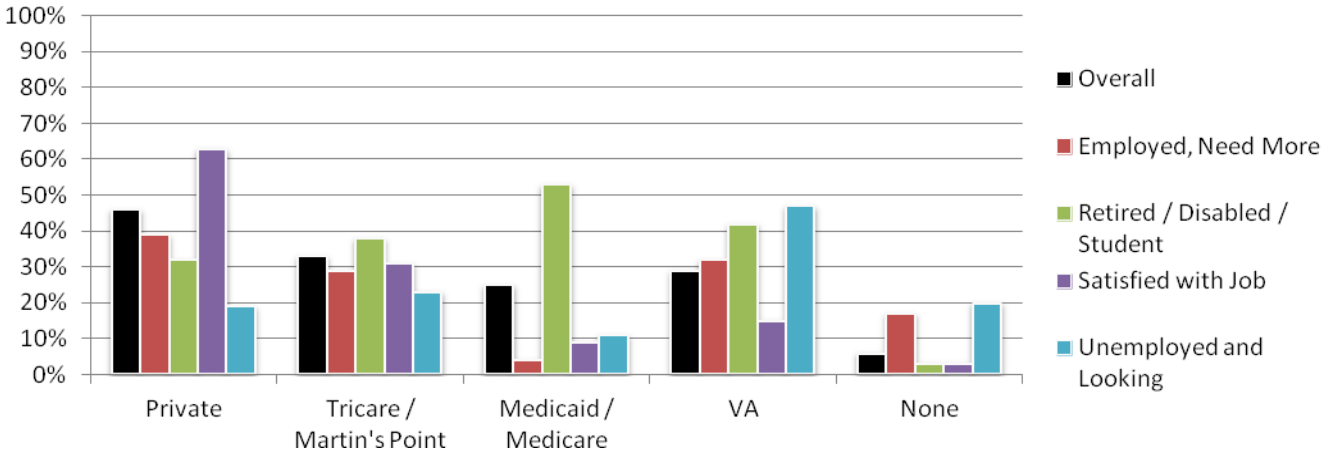

Health Insurance Status by Region

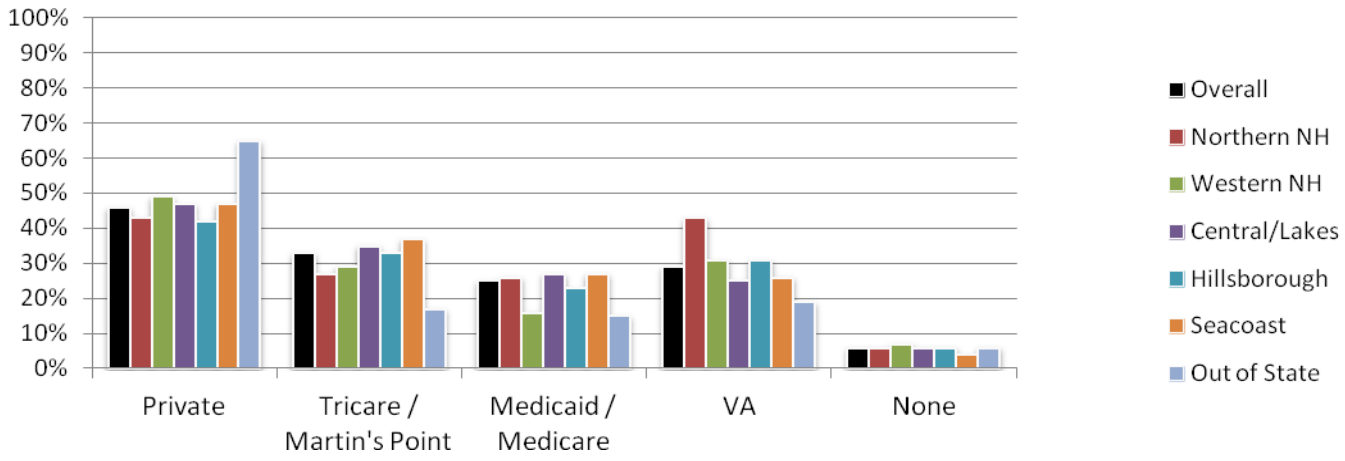

Health Insurance Status by Age

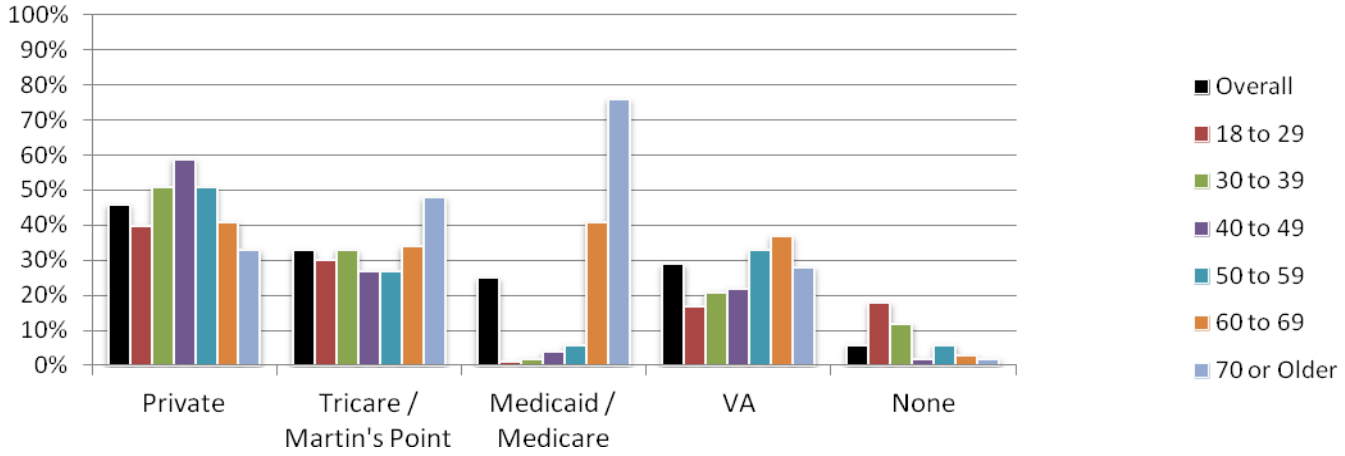

Conflict

Conflict Served

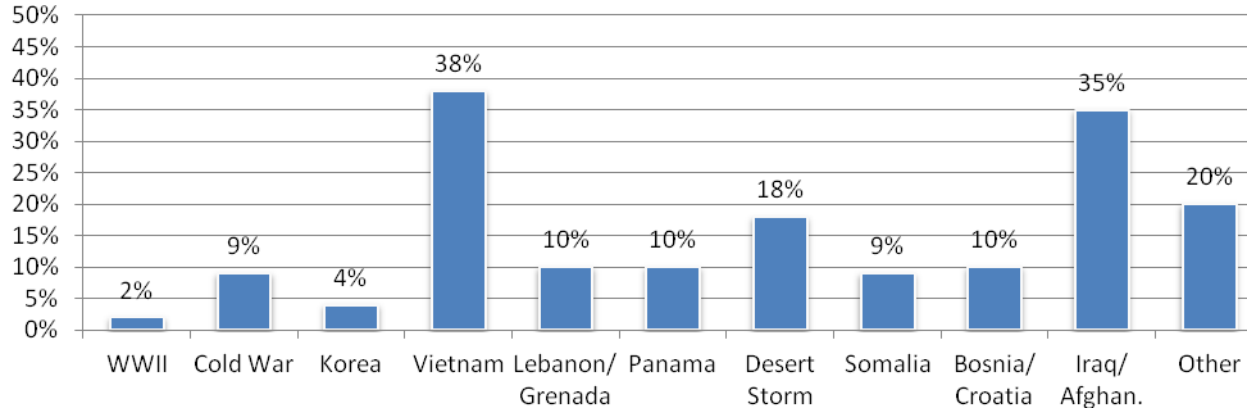

Conflict by Health Insurance

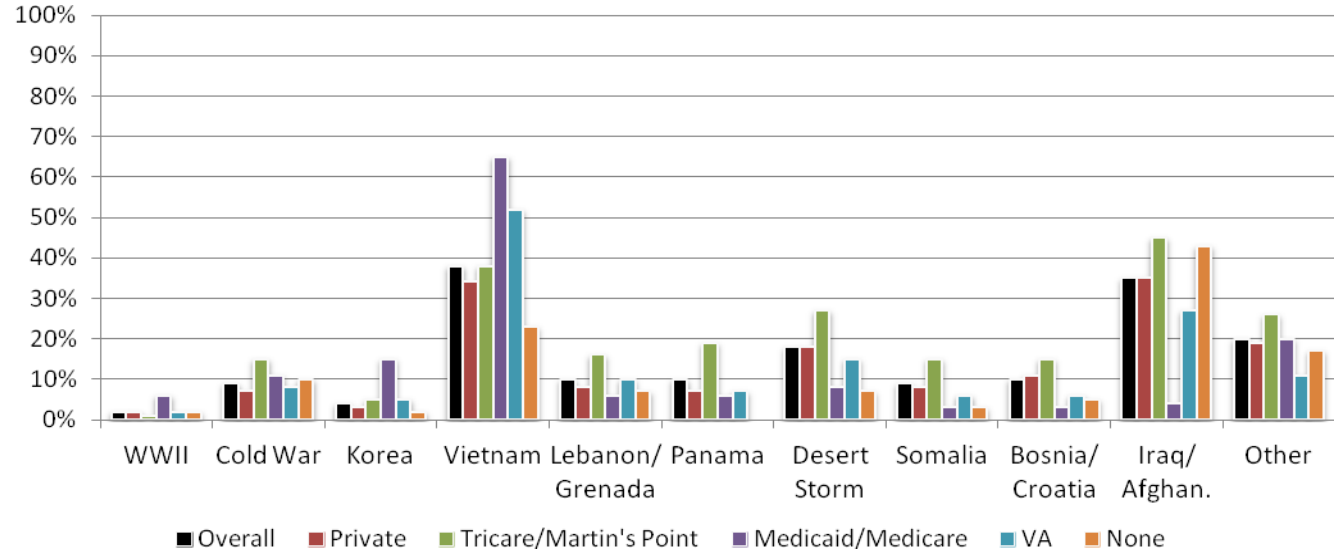

Conflict by Housing

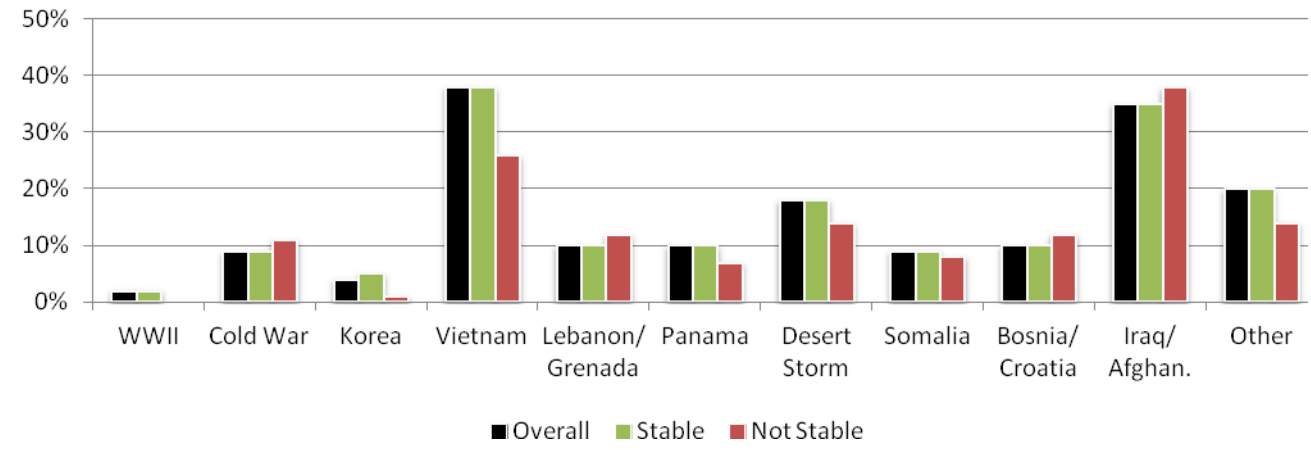

Conflict by Employment Status

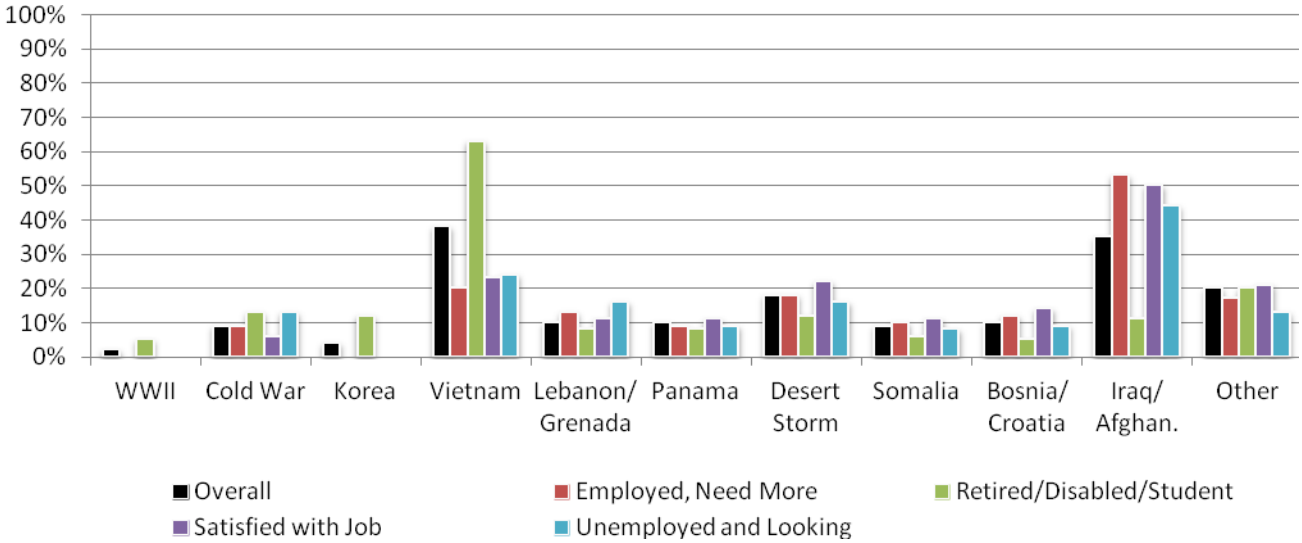

Conflict by Region

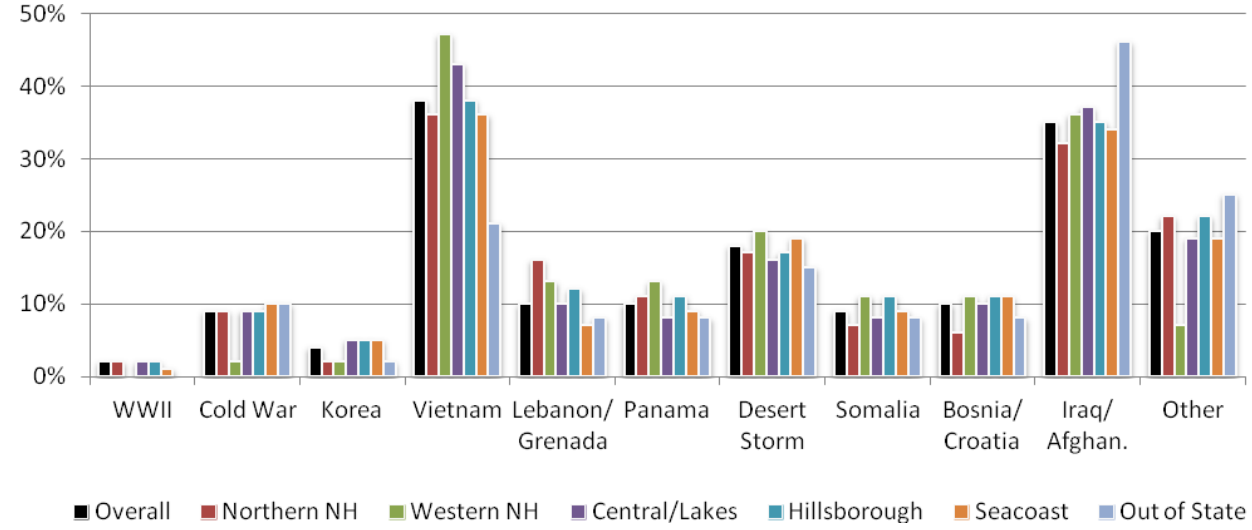

Conflict by Age

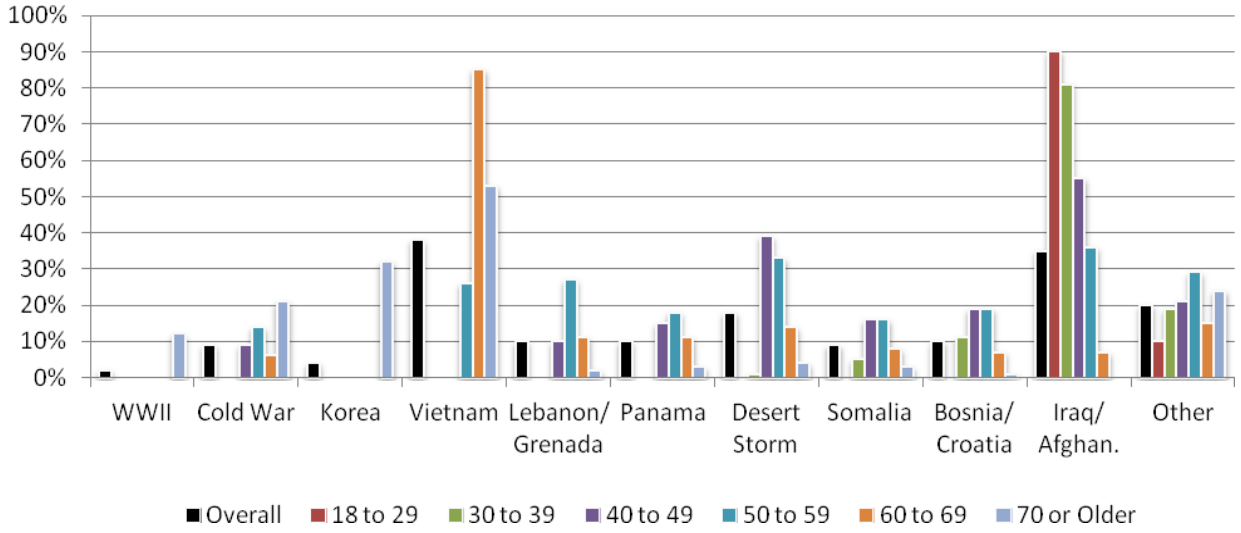

Conditions

Diagnosed / Suffering PTSD or TBI or Experiencing Difficulties (Physical, mental, or otherwise)

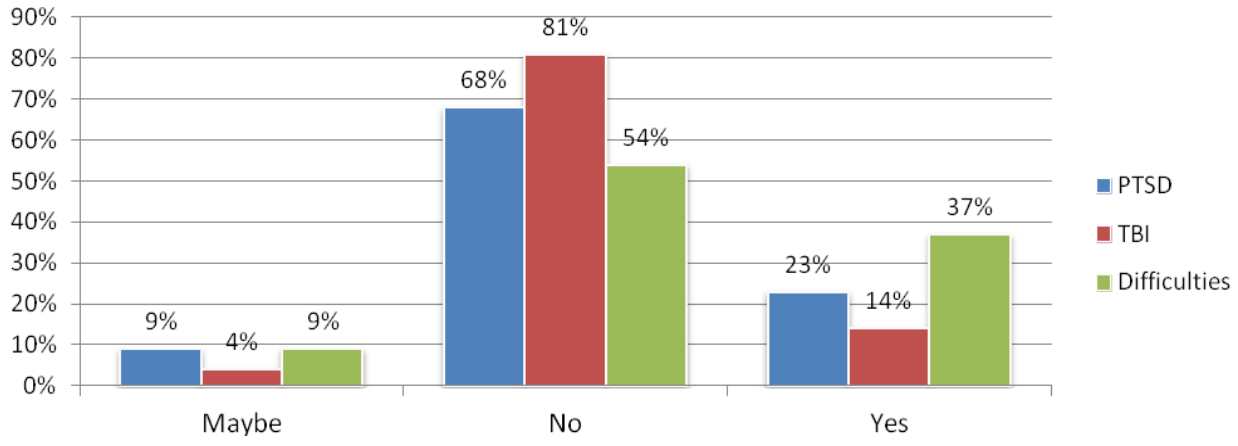

PTSD, TBI & Difficulties by Conflict (% Yes)

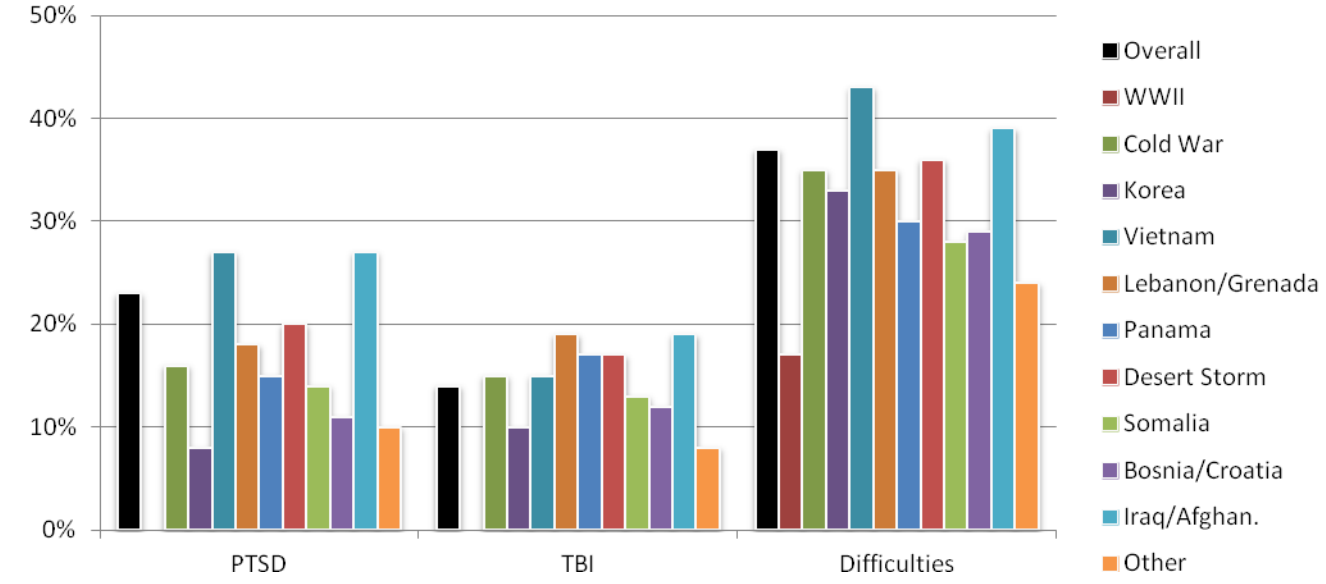

PTSD, TBI & Difficulties by Health Insurance (% Yes)

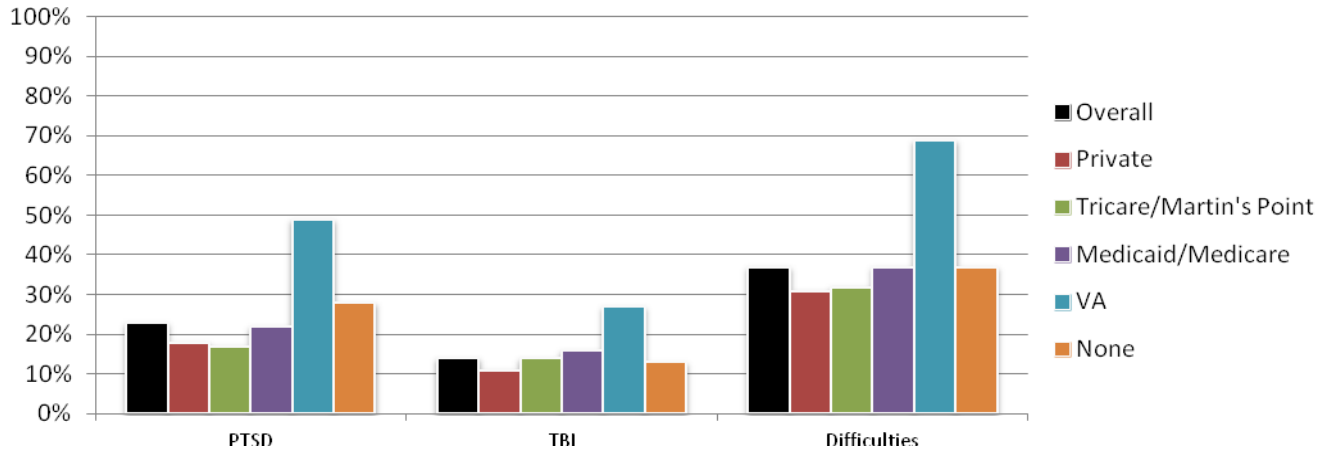

PTSD, TBI & Difficulties by Housing (% Yes)

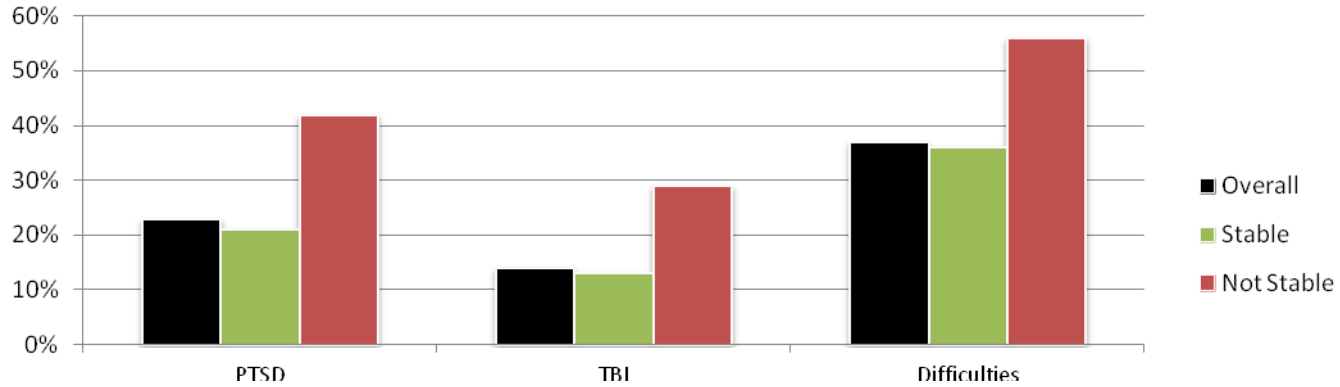

PTSD, TBI & Difficulties by Employment Status (% Yes)

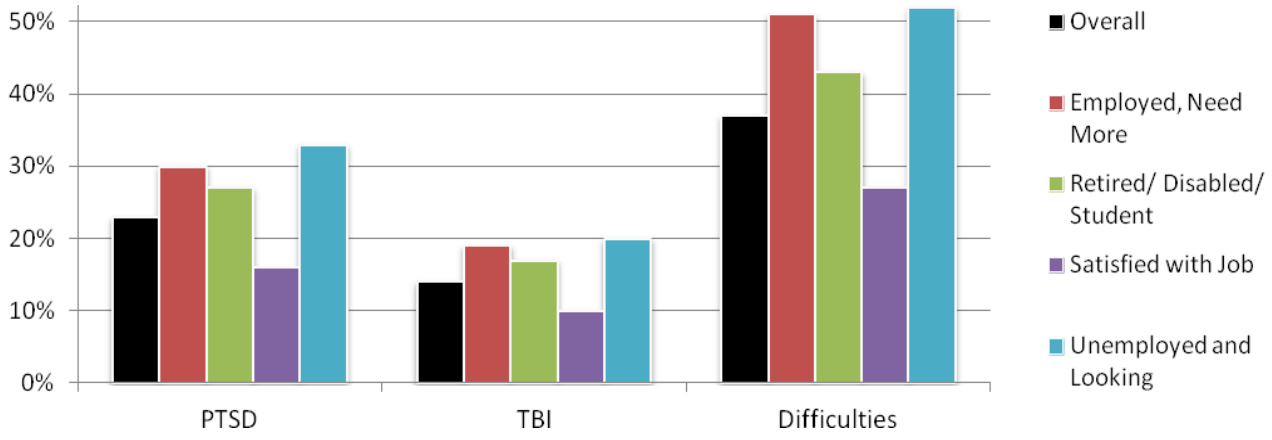

PTSD, TBI & Difficulties by Region (% Yes)

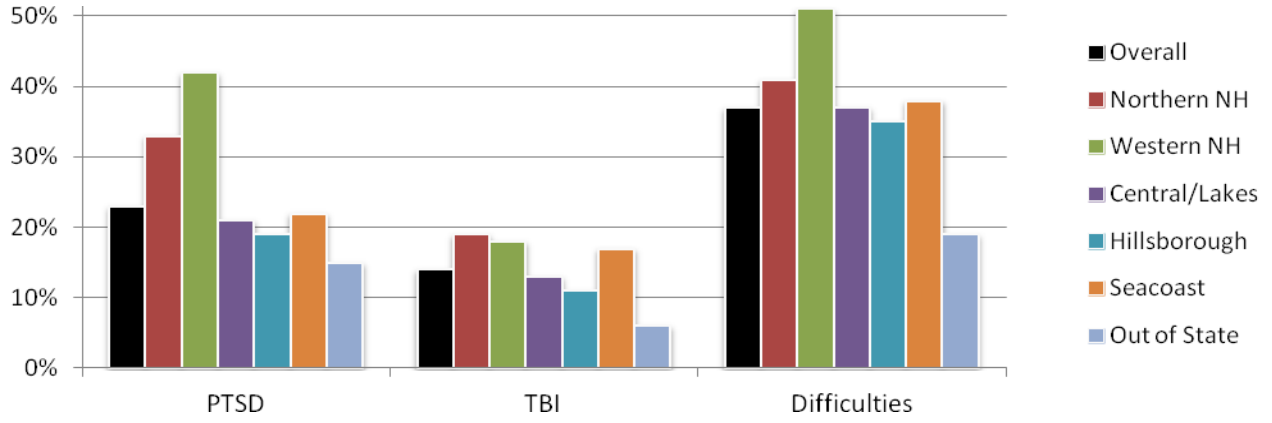

PTSD, TBI & Difficulties by Age (% Yes)

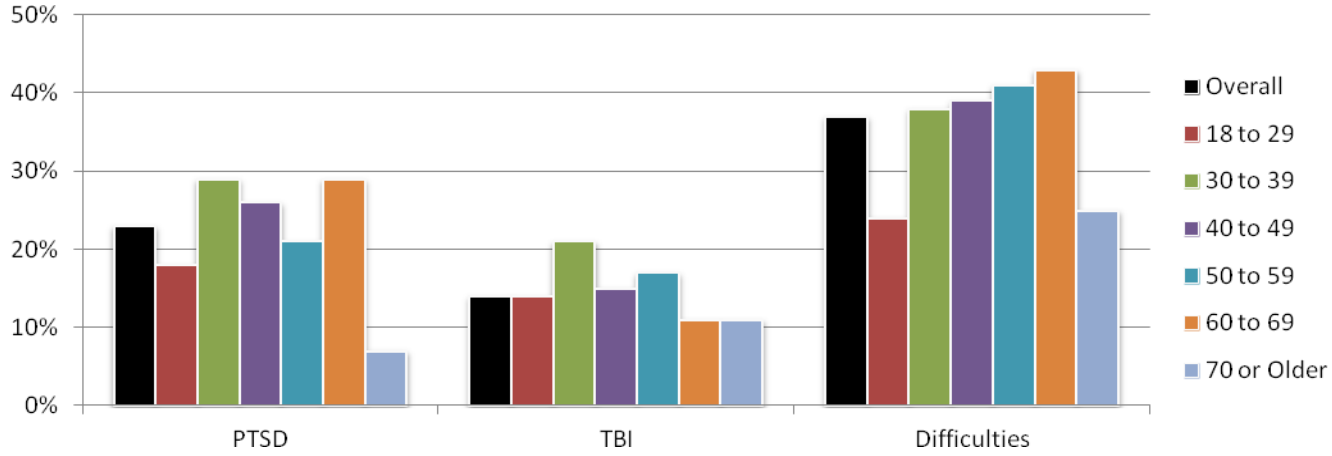

Help Received

Agencies Used

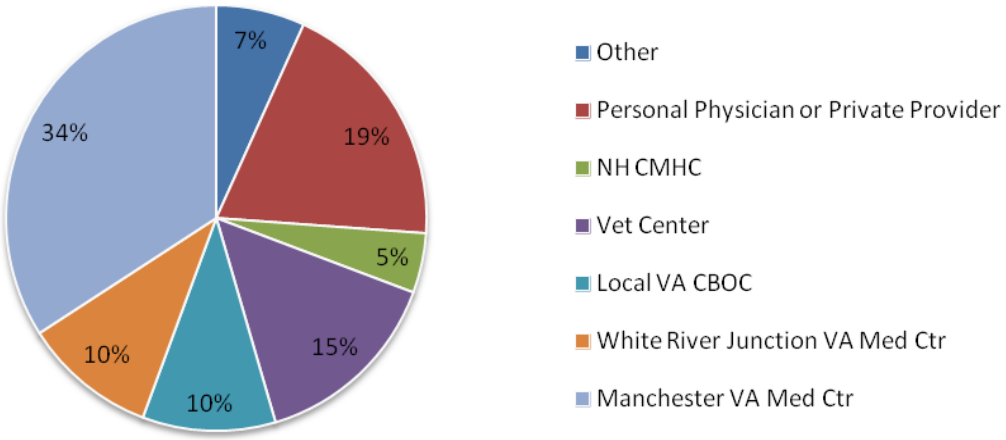

Agencies Helpfulness

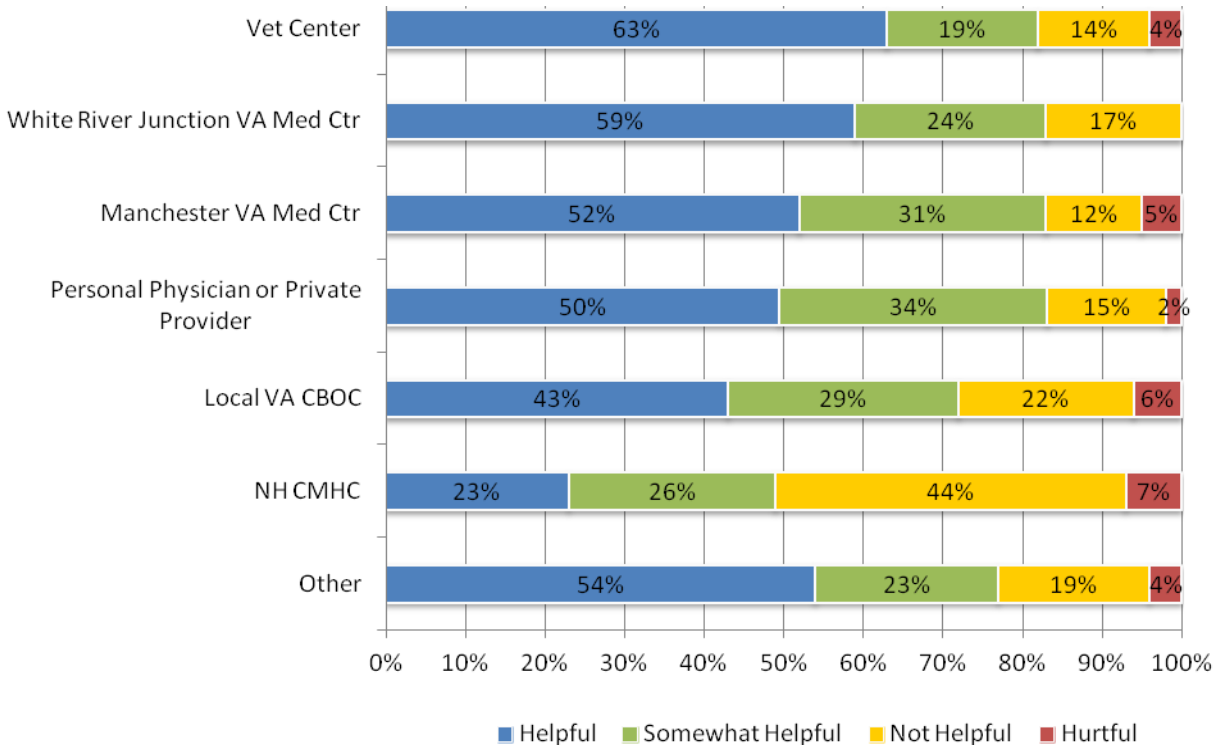
Vet Center
63%
19%
14%
4%
White River Junction VA Med Ctr
59%
24%
17%
Manchester VA Med Ctr
52%
31%
12%
5%
Personal Physician or Private Provider
50%
34%
15%
2%
Local VA CBOC
43%
29%
22%
6%
NH CMHC
23%
26%
44%
7%
Other
54%
23%
19%
4%
0%
10%
20%
30%
40%
50%
60%
70%
80%
90%
100%
Helpful
Somewhat Helpful
Not Helpful
Hurtful

Problems encountered in efforts to get help

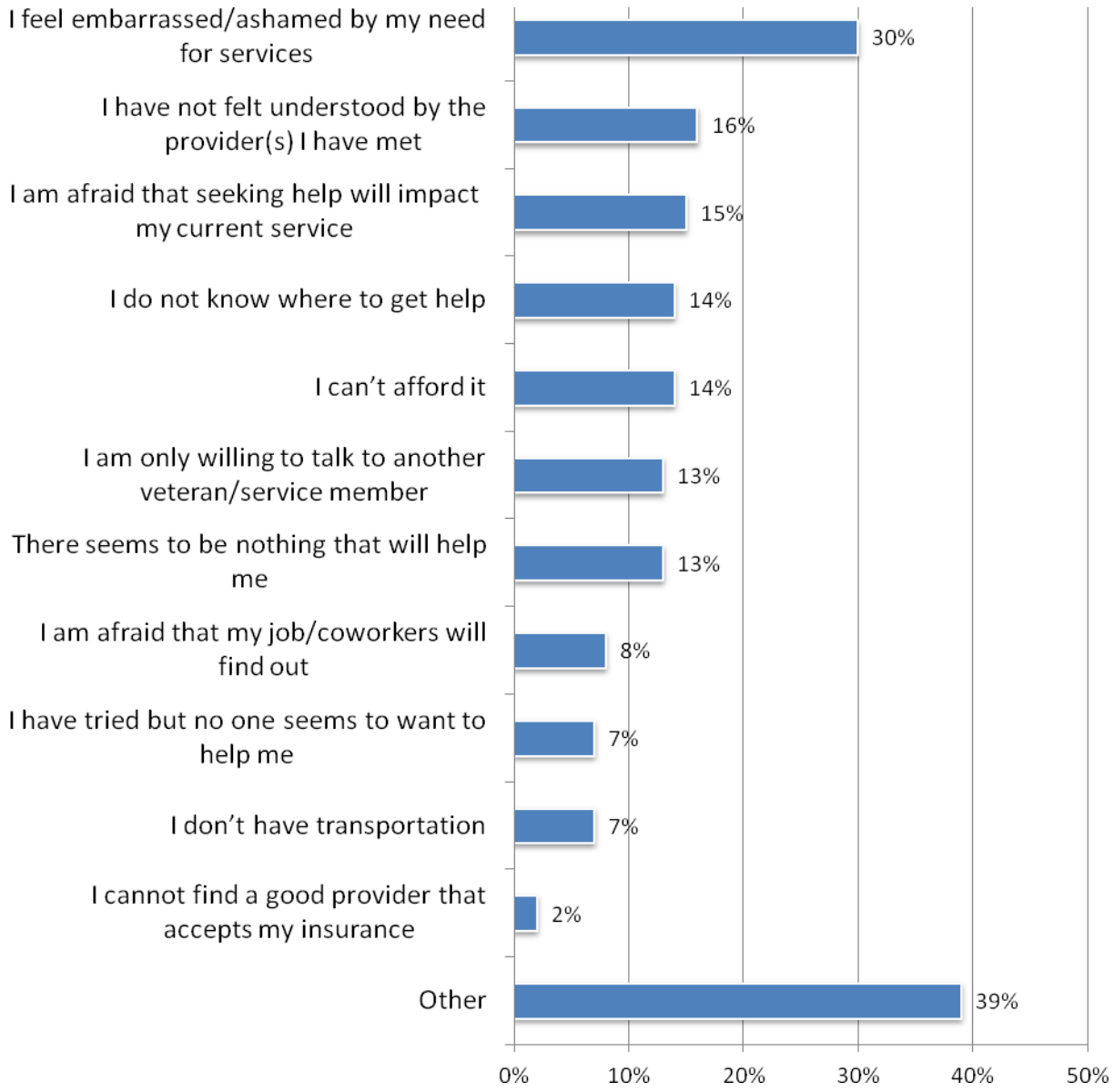

Appendix A: Detailed Tabular Results

Age of Veteran or Service Member:

	18 to 29	30 to 39	40 to 49	50 to 59	60 to 69	70 or older	Number Responding
All Respondents	**9%**	**11%**	**18%**	**18%**	**30%**	**14%**	**1061**
Region of State							
Northern NH	10%	6%	20%	22%	30%	11%	128
Western NH	11%	14%	18%	14%	41%	2%	44
Central/Lakes	7%	9%	15%	19%	35%	16%	210
Hillsborough County	8%	12%	16%	19%	30%	15%	278
Seacoast	8%	13%	21%	15%	27%	15%	346
Out of State/Other	19%	15%	19%	21%	19%	6%	47
Housing Situation							
Stable housing	9%	11%	18%	17%	31%	15%	988
Not stable	7%	18%	21%	34%	18%	3%	73
Employment Status							
Employed, but need more	20%	26%	19%	20%	13%	1%	108
Retired/disabled/student	2%	2%	3%	12%	49%	32%	395
Satisfied with job	11%	16%	29%	21%	19%	4%	483
Unemployed and looking	12%	11%	27%	28%	21%	1%	75
Type of Health Insurance							
Private	8%	13%	23%	20%	27%	10%	489
Tricare/Martin's Point	8%	11%	15%	15%	31%	20%	350
Medicaid/Medicare	0%	1%	3%	5%	49%	43%	263
VA	5%	8%	14%	21%	38%	14%	306
None	29%	24%	5%	19%	17%	5%	58
Conflict							
WWII (1941-1946)	0%	0%	0%	0%	0%	100%	18
Cold War (1945-1991)	0%	0%	18%	28%	20%	34%	95
Korea (1950- 1955)	0%	0%	0%	0%	0%	100%	47
Vietnam (1961-1975)	0%	0%	0%	12%	68%	20%	397
Lebanon/Granada (1982-1984)	0%	0%	18%	47%	32%	3%	108
Panama (1989-1990)	0%	0%	28%	33%	33%	5%	102
Desert Storm (1990-1991)	0%	1%	40%	33%	23%	3%	189
Somalia (1992-1994)	0%	6%	32%	31%	26%	4%	96
Bosnia/Croatia (1995)	0%	12%	34%	34%	20%	1%	107
Iraq/Afghan. (2001-present)	22%	26%	28%	18%	6%	0%	378
Other	4%	11%	19%	26%	23%	17%	212

In which NH town do you live?

	Northern NH	Western NH	Central/Lakes	Hillsborough	Seacoast	Out of State/Other	Number Responding
All Respondents	**12%**	**4%**	**20%**	**26%**	**33%**	**5%**	**1059**
Age of Respondent							
18 to 29	14%	5%	15%	24%	32%	10%	92
30 to 39	7%	5%	15%	28%	39%	6%	118
40 to 49	14%	4%	16%	23%	38%	5%	191
50 to 59	15%	3%	21%	28%	28%	5%	189
60 to 69	12%	6%	23%	26%	29%	3%	316
70 or older	10%	1%	22%	29%	36%	2%	147
Housing Situation							
Stable housing	12%	4%	20%	25%	33%	5%	987
Not stable	14%	1%	17%	38%	31%	0%	72
Employment Status							
Employed, but need more	13%	5%	23%	23%	33%	3%	107
Retired/disabled/student	13%	4%	22%	27%	32%	2%	395
Satisfied with job	11%	5%	17%	25%	35%	7%	482
Unemployed and looking	13%	3%	20%	31%	27%	7%	75
Type of Health Insurance							
Private	11%	4%	20%	24%	33%	6%	490
Tricare/Martin's Point	10%	4%	21%	26%	37%	2%	349
Medicaid/Medicare	13%	3%	21%	25%	36%	3%	263
VA	18%	5%	17%	28%	30%	3%	308
None	14%	5%	21%	28%	26%	5%	57
Conflict							
WWII (1941-1946)	11%	0%	28%	33%	28%	0%	18
Cold War (1945-1991)	13%	1%	20%	25%	36%	5%	96
Korea (1950- 1955)	6%	2%	23%	28%	38%	2%	47
Vietnam (1961-1975)	12%	5%	23%	26%	31%	3%	398
Lebanon/Granada (1982-1984)	19%	5%	19%	30%	23%	4%	110
Panama (1989-1990)	14%	6%	16%	29%	31%	4%	102
Desert Storm (1990-1991)	12%	5%	18%	26%	36%	4%	188
Somalia (1992-1994)	9%	5%	17%	31%	33%	4%	96
Bosnia/Croatia (1995)	7%	5%	21%	29%	35%	4%	107
Iraq/Afghan. (2001-present)	11%	4%	21%	26%	32%	6%	373
Other	13%	1%	18%	29%	32%	6%	212

How would you describe your current housing situation? (choose one)

	Stable housing	Not stable	Number Responding
All Respondents	**93%**	**7%**	**1070**
Age of Respondent			
18 to 29	95%	5%	93
30 to 39	89%	11%	121
40 to 49	92%	8%	192
50 to 59	87%	13%	190
60 to 69	96%	4%	316
70 or older	99%	1%	149
Region of State			
Northern NH	92%	8%	129
Western NH	98%	2%	45
Central/Lakes	94%	6%	210
Hillsborough County	90%	10%	278
Seacoast	94%	6%	349
Out of State/Other	100%	0%	48
Employment Status			
Employed, but need more	88%	12%	109
Retired/disabled/student	95%	5%	397
Satisfied with job	98%	2%	489
Unemployed and looking	61%	39%	75
Type of Health Insurance			
Private	96%	4%	495
Tricare/Martin's Point	98%	2%	351
Medicaid/Medicare	95%	5%	264
VA	88%	12%	309
None	77%	23%	60
Conflict			
WWII (1941-1946)	100%	0%	18
Cold War (1945-1991)	92%	8%	97
Korea (1950- 1955)	98%	2%	48
Vietnam (1961-1975)	95%	5%	402
Lebanon/Granada (1982-1984)	92%	8%	110
Panama (1989-1990)	95%	5%	102
Desert Storm (1990-1991)	95%	5%	190
Somalia (1992-1994)	94%	6%	96
Bosnia/Croatia (1995)	92%	8%	108
Iraq/Afghan. (2001-present)	93%	7%	378
Other	95%	5%	213

How would you describe your current employment situation? (choose one)

	Employed, but Need More	Retired/Disabled/ Student	Satisfied with Job	Unemployed and Looking	Number Responding
All Respondents	**10%**	**37%**	**46%**	**7%**	**1070**
Age of Respondent					
18 to 29	24%	10%	57%	10%	93
30 to 39	23%	6%	64%	7%	121
40 to 49	11%	6%	73%	10%	192
50 to 59	12%	25%	53%	11%	190
60 to 69	4%	61%	29%	5%	316
70 or older	1%	86%	13%	1%	149
Region of State					
Northern NH	11%	40%	42%	8%	129
Western NH	11%	33%	51%	4%	45
Central/Lakes	12%	42%	39%	7%	210
Hillsborough County	9%	39%	44%	8%	278
Seacoast	10%	36%	48%	6%	349
Out of State/Other	6%	17%	67%	10%	48
Housing Situation					
Stable housing	10%	38%	48%	5%	997
Not stable	18%	26%	16%	40%	73
Type of Health Insurance					
Private	9%	26%	63%	3%	495
Tricare/Martin's Point	9%	43%	43%	5%	351
Medicaid/Medicare	2%	80%	16%	3%	264
VA	11%	53%	24%	11%	309
None	30%	22%	23%	25%	60
Conflict					
WWII (1941-1946)	0%	100%	0%	0%	18
Cold War (1945-1991)	10%	52%	28%	10%	97
Korea (1950- 1955)	0%	96%	4%	0%	48
Vietnam (1961-1975)	5%	62%	28%	4%	402
Lebanon/Granada (1982-1984)	13%	28%	48%	11%	110
Panama (1989-1990)	10%	30%	53%	7%	102
Desert Storm (1990-1991)	11%	25%	58%	6%	190
Somalia (1992-1994)	11%	24%	58%	6%	96
Bosnia/Croatia (1995)	12%	18%	64%	6%	108
Iraq/Afghan. (2001-present)	15%	11%	65%	9%	378
Other	8%	38%	49%	5%	213

What kind of health insurance do you have? (check all that apply)

	Private	Tricare/ Martin's Point	Medicaid/ Medicare	VA	None	Number Responding
All Respondents	**46%**	**33%**	**25%**	**29%**	**6%**	**1070**
Age of Respondent						
18 to 29	40%	30%	1%	17%	18%	93
30 to 39	51%	33%	2%	21%	12%	121
40 to 49	59%	27%	4%	22%	2%	192
50 to 59	51%	27%	6%	33%	6%	190
60 to 69	41%	34%	41%	37%	3%	316
70 or older	33%	48%	76%	28%	2%	149
Region of State						
Northern NH	43%	27%	26%	43%	6%	129
Western NH	49%	29%	16%	31%	7%	45
Central/Lakes	47%	35%	27%	25%	6%	210
Hillsborough County	42%	33%	23%	31%	6%	278
Seacoast	47%	37%	27%	26%	4%	349
Out of State/Other	65%	17%	15%	19%	6%	48
Housing Situation						
Stable housing	48%	34%	25%	27%	5%	997
Not stable	25%	11%	16%	49%	19%	73
Employment Status						
Employed, but need more	39%	29%	4%	32%	17%	109
Retired/disabled/student	32%	38%	53%	42%	3%	397
Satisfied with job	63%	31%	9%	15%	3%	489
Unemployed and looking	19%	23%	11%	47%	20%	75
Conflict						
WWII (1941-1946)	50%	17%	89%	28%	6%	18
Cold War (1945-1991)	34%	53%	31%	27%	6%	97
Korea (1950- 1955)	33%	35%	83%	31%	2%	48
Vietnam (1961-1975)	41%	33%	43%	40%	3%	402
Lebanon/Granada (1982-1984)	38%	50%	15%	28%	4%	110
Panama (1989-1990)	36%	65%	17%	22%	0%	102
Desert Storm (1990-1991)	46%	49%	11%	24%	2%	190
Somalia (1992-1994)	44%	53%	9%	19%	2%	96
Bosnia/Croatia (1995)	48%	49%	7%	17%	3%	108
Iraq/Afghan. (2001-present)	46%	42%	3%	22%	7%	378
Other	45%	42%	25%	16%	5%	213

In which campaign/conflict era(s) did you serve? OR What years did you serve? (check all that apply)

	WWII (1941-1946)	Cold War (1945-1991)	Korea (1950-1955)	Vietnam (1961-1975)	Lebanon/ Granada (1982-1984)	Panama (1989-1990)	Desert Storm (1990-1991)	Somalia (1992-1994)	Bosnia/ Croatia (1995)	Iraq/ Afghanistan (2001-present)	Other	Number Responding
All Respondents	**2%**	**9%**	**4%**	**38%**	**10%**	**10%**	**18%**	**9%**	**10%**	**35%**	**20%**	**1070**
Age of Respondent												
18 to 29	0%	0%	0%	0%	0%	0%	0%	0%	0%	90%	10%	93
30 to 39	0%	0%	0%	0%	0%	0%	1%	5%	11%	81%	19%	121
40 to 49	0%	9%	0%	0%	10%	15%	39%	16%	19%	55%	21%	192
50 to 59	0%	14%	0%	26%	27%	18%	33%	16%	19%	36%	29%	190
60 to 69	0%	6%	0%	85%	11%	11%	14%	8%	7%	7%	15%	316
70 or older	12%	21%	32%	53%	2%	3%	4%	3%	1%	0%	24%	149
Region of State												
Northern NH	2%	9%	2%	36%	16%	11%	17%	7%	6%	32%	22%	129
Western NH	0%	2%	2%	47%	13%	13%	20%	11%	11%	36%	7%	45
Central/Lakes	2%	9%	5%	43%	10%	8%	16%	8%	10%	37%	19%	210
Hillsborough County	2%	9%	5%	38%	12%	11%	17%	11%	11%	35%	22%	278
Seacoast	1%	10%	5%	36%	7%	9%	19%	9%	11%	34%	19%	349
Out of State/Other	0%	10%	2%	21%	8%	8%	15%	8%	8%	46%	25%	48
Housing Situation												
Stable housing	2%	9%	5%	38%	10%	10%	18%	9%	10%	35%	20%	997
Not stable	0%	11%	1%	26%	12%	7%	14%	8%	12%	38%	14%	73
Employment Status												
Employed, but need more	0%	9%	0%	20%	13%	9%	18%	10%	12%	53%	17%	109
Retired/disabled/student	5%	13%	12%	63%	8%	8%	12%	6%	5%	11%	20%	397
Satisfied with job	0%	6%	0%	23%	11%	11%	22%	11%	14%	50%	21%	489
Unemployed and looking	0%	13%	0%	24%	16%	9%	16%	8%	9%	44%	13%	75
Type of Health Insurance												
Private	2%	7%	3%	34%	8%	7%	18%	8%	11%	35%	19%	495
Tricare/Martin's Point	1%	15%	5%	38%	16%	19%	27%	15%	15%	45%	26%	351
Medicaid/Medicare	6%	11%	15%	65%	6%	6%	8%	3%	3%	4%	20%	264
VA	2%	8%	5%	52%	10%	7%	15%	6%	6%	27%	11%	309
None	2%	10%	2%	23%	7%	0%	7%	3%	5%	43%	17%	60

As a result of your military experience(s), have you ever been diagnosed with Post Traumatic Stress Disorder (PTSD)? OR Do you believe you may suffer from PTSD?

	Maybe, I'm Not Sure	No	Yes	Number Responding
All Respondents	**9%**	**68%**	**23%**	**1070**
Age of Respondent				
18 to 29	10%	72%	18%	93
30 to 39	8%	63%	29%	121
40 to 49	9%	66%	26%	192
50 to 59	14%	65%	21%	190
60 to 69	8%	63%	29%	316
70 or older	8%	85%	7%	149
Region of State				
Northern NH	14%	53%	33%	129
Western NH	7%	51%	42%	45
Central/Lakes	12%	67%	21%	210
Hillsborough County	7%	74%	19%	278
Seacoast	8%	70%	22%	349
Out of State/Other	8%	77%	15%	48
Housing Situation				
Stable housing	9%	70%	21%	997
Not stable	15%	42%	42%	73
Employment Status				
Employed, but need more	17%	52%	30%	109
Retired/disabled/student	9%	64%	27%	397
Satisfied with job	7%	76%	16%	489
Unemployed and looking	12%	55%	33%	75
Type of Health Insurance				
Private	9%	73%	18%	495
Tricare/Martin's Point	8%	76%	17%	351
Medicaid/Medicare	8%	70%	22%	264
VA	11%	40%	49%	309
None	12%	60%	28%	60
Conflict				
WWII (1941-1946)	6%	94%	0%	18
Cold War (1945-1991)	8%	75%	16%	97
Korea (1950- 1955)	13%	79%	8%	48
Vietnam (1961-1975)	9%	64%	27%	402
Lebanon/Granada (1982-1984)	12%	70%	18%	110
Panama (1989-1990)	10%	75%	15%	102
Desert Storm (1990-1991)	13%	67%	20%	190
Somalia (1992-1994)	11%	75%	14%	96
Bosnia/Croatia (1995)	11%	78%	11%	108
Iraq/Afghan. (2001-present)	10%	62%	27%	378
Other	7%	83%	10%	213

As a result of your military experience(s), have you ever been diagnosed with a Traumatic Brain Injury (TBI)
OR Did you suffer any kind of head trauma during your service (felt a blast or explosion at close range, knocked unconscious, felt dazed or confused after an explosion, suffered a penetrating head wound, was hit in the head by an object or was thrown into an object, etc.)? (choose one)

	Maybe, I'm Not Sure	No	Yes	Number Responding
All Respondents	**4%**	**81%**	**14%**	**1070**
Age of Respondent				
18 to 29	8%	78%	14%	93
30 to 39	2%	76%	21%	121
40 to 49	4%	82%	15%	192
50 to 59	4%	78%	17%	190
60 to 69	4%	85%	11%	316
70 or older	5%	85%	11%	149
Region of State				
Northern NH	6%	74%	19%	129
Western NH	11%	71%	18%	45
Central/Lakes	4%	83%	13%	210
Hillsborough County	1%	87%	11%	278
Seacoast	5%	78%	17%	349
Out of State/Other	4%	90%	6%	48
Housing Situation				
Stable housing	4%	83%	13%	997
Not stable	7%	64%	29%	73
Employment Status				
Employed, but need more	7%	73%	19%	109
Retired/disabled/student	5%	78%	17%	397
Satisfied with job	2%	88%	10%	489
Unemployed and looking	7%	73%	20%	75
Type of Health Insurance				
Private	4%	85%	11%	495
Tricare/Martin's Point	3%	83%	14%	351
Medicaid/Medicare	5%	79%	16%	264
VA	7%	66%	27%	309
None	5%	82%	13%	60
Conflict				
WWII (1941-1946)	6%	94%	0%	18
Cold War (1945-1991)	5%	79%	15%	97
Korea (1950- 1955)	8%	81%	10%	48
Vietnam (1961-1975)	5%	80%	15%	402
Lebanon/Granada (1982-1984)	5%	76%	19%	110
Panama (1989-1990)	4%	79%	17%	102
Desert Storm (1990-1991)	5%	77%	17%	190
Somalia (1992-1994)	4%	83%	13%	96
Bosnia/Croatia (1995)	5%	83%	12%	108
Iraq/Afghan. (2001-present)	5%	76%	19%	378
Other	1%	91%	8%	213

As a result of your military experience(s), do you (or did you) struggle with any difficulties (physical, mental, or otherwise) that have or had a negative impact on your daily life? (choose one)

	I'm not sure if my difficulties are related to my Military Experiences	No, I do not/did not struggle with any difficulties	Yes, I did/do struggle with some difficulties	Number Responding
All Respondents	**9%**	**54%**	**37%**	**1070**
Age of Respondent				
18 to 29	10%	67%	24%	93
30 to 39	12%	50%	38%	121
40 to 49	7%	55%	39%	192
50 to 59	11%	48%	41%	190
60 to 69	8%	49%	43%	316
70 or older	8%	67%	25%	149
Region of State				
Northern NH	10%	49%	41%	129
Western NH	11%	38%	51%	45
Central/Lakes	10%	54%	37%	210
Hillsborough County	12%	54%	35%	278
Seacoast	7%	55%	38%	349
Out of State/Other	2%	79%	19%	48
Housing Situation				
Stable housing	8%	56%	36%	997
Not stable	21%	23%	56%	73
Employment Status				
Employed, but need more	14%	35%	51%	109
Retired/disabled/student	9%	48%	43%	397
Satisfied with job	8%	66%	27%	489
Unemployed and looking	11%	37%	52%	75
Type of Health Insurance				
Private	9%	60%	31%	495
Tricare/Martin's Point	7%	61%	32%	351
Medicaid/Medicare	9%	54%	37%	264
VA	8%	22%	69%	309
None	13%	50%	37%	60
Conflict				
WWII (1941-1946)	6%	78%	17%	18
Cold War (1945-1991)	9%	56%	35%	97
Korea (1950- 1955)	4%	63%	33%	48
Vietnam (1961-1975)	9%	48%	43%	402
Lebanon/Granada (1982-1984)	8%	56%	35%	110
Panama (1989-1990)	7%	63%	30%	102
Desert Storm (1990-1991)	10%	54%	36%	190
Somalia (1992-1994)	8%	64%	28%	96
Bosnia/Croatia (1995)	9%	62%	29%	108
Iraq/Afghan. (2001-present)	8%	52%	39%	378
Other	10%	66%	24%	213

If you answered YES or I'm not sure to any of questions 7, 8 or 9 and have tried to get help for your difficulties, with which agencies have you tried to get help and how helpful were they? (check only those that apply to your personal experience)

Manchester VA Medical Center

	Helpful	Somewhat Helpful	Not Helpful	Hurtful	Not Applicable	Number Responding
All Respondents	**16%**	**9%**	**4%**	**2%**	**70%**	**1070**
Age of Respondent						
18 to 29	8%	10%	3%	0%	80%	93
30 to 39	14%	16%	4%	3%	63%	121
40 to 49	10%	10%	4%	2%	74%	192
50 to 59	19%	9%	4%	3%	64%	190
60 to 69	20%	9%	4%	1%	66%	316
70 or older	15%	5%	1%	1%	78%	149
Region of State						
Northern NH	10%	10%	6%	2%	71%	129
Western NH	7%	9%	7%	2%	76%	45
Central/Lakes	16%	14%	3%	1%	65%	210
Hillsborough County	20%	10%	2%	2%	67%	278
Seacoast	18%	7%	4%	1%	69%	349
Out of State/Other	4%	0%	0%	0%	96%	48
Housing Situation						
Stable housing	16%	8%	3%	1%	71%	997
Not stable	16%	25%	7%	4%	48%	73
Employment Status						
Employed, but need more	19%	17%	8%	0%	56%	109
Retired/disabled/student	19%	10%	5%	2%	64%	397
Satisfied with job	11%	6%	1%	2%	80%	489
Unemployed and looking	25%	16%	4%	4%	51%	75
Type of Health Insurance						
Private	12%	7%	3%	2%	77%	495
Tricare/Martin's Point	15%	7%	3%	2%	74%	351
Medicaid/Medicare	17%	7%	5%	1%	70%	264
VA	34%	21%	6%	3%	36%	309
None	13%	12%	5%	2%	68%	60
Conflict						
WWII (1941-1946)	11%	6%	0%	0%	83%	18
Cold War (1945-1991)	20%	6%	3%	0%	71%	97
Korea (1950- 1955)	15%	13%	4%	2%	67%	48
Vietnam (1961-1975)	21%	8%	4%	1%	65%	402
Lebanon/Granada (1982-1984)	16%	10%	5%	1%	68%	110
Panama (1989-1990)	15%	7%	3%	2%	74%	102
Desert Storm (1990-1991)	17%	9%	3%	1%	70%	190
Somalia (1992-1994)	11%	7%	1%	1%	79%	96
Bosnia/Croatia (1995)	9%	7%	3%	2%	79%	108
Iraq/Afghan. (2001-present)	15%	12%	4%	2%	67%	378
Other	13%	5%	2%	1%	80%	213

If you answered YES or I'm not sure to any of questions 7, 8 or 9 and have tried to get help for your difficulties, with which agencies have you tried to get help and how helpful were they?

Manchester VA Medical Center

	Helpful	Somewhat Helpful	Not Helpful	Hurtful	Number Responding
All Respondents	**52%**	**31%**	**12%**	**5%**	**326**
Age of Respondent					
18 to 29	37%	47%	16%	0%	19
30 to 39	38%	42%	11%	9%	45
40 to 49	41%	39%	14%	6%	49
50 to 59	54%	25%	12%	9%	68
60 to 69	59%	27%	12%	3%	109
70 or older	67%	24%	6%	3%	33
Region of State					
Northern NH	35%	35%	22%	8%	37
Western NH	27%	36%	27%	9%	11
Central/Lakes	46%	41%	9%	4%	74
Hillsborough County	60%	29%	5%	5%	92
Seacoast	57%	24%	14%	5%	108
Out of State/Other	100%	0%	0%	0%	2
Housing Situation					
Stable housing	55%	29%	11%	5%	288
Not stable	32%	47%	13%	8%	38
Employment Status					
Employed, but need more	44%	38%	19%	0%	48
Retired/disabled/student	54%	28%	14%	4%	142
Satisfied with job	55%	31%	6%	8%	99
Unemployed and looking	51%	32%	8%	8%	37
Type of Health Insurance					
Private	51%	30%	12%	7%	112
Tricare/Martin's Point	56%	25%	13%	6%	93
Medicaid/Medicare	56%	24%	18%	3%	79
VA	53%	33%	9%	5%	198
None	42%	37%	16%	5%	19
Conflict					
WWII (1941-1946)	67%	33%	0%	0%	3
Cold War (1945-1991)	68%	21%	11%	0%	28
Korea (1950- 1955)	44%	38%	13%	6%	16
Vietnam (1961-1975)	61%	24%	11%	4%	140
Lebanon/Granada (1982-1984)	51%	31%	14%	3%	35
Panama (1989-1990)	56%	26%	11%	7%	27
Desert Storm (1990-1991)	56%	30%	11%	4%	57
Somalia (1992-1994)	55%	35%	5%	5%	20
Bosnia/Croatia (1995)	43%	35%	13%	9%	23
Iraq/Afghan. (2001-present)	44%	37%	12%	7%	126
Other	63%	23%	9%	5%	43

If you answered YES or I'm not sure to any of questions 7, 8 or 9 and have tried to get help for your difficulties, with which agencies have you tried to get help and how helpful were they? (check only those that apply to your personal experience)

White River Junction VA Medical Center

	Helpful	Somewhat Helpful	Not Helpful	Not Applicable	Number Responding
All Respondents	**6%**	**2%**	**2%**	**91%**	**1070**
Age of Respondent					
18 to 29	2%	1%	1%	96%	93
30 to 39	3%	2%	2%	93%	121
40 to 49	6%	4%	2%	89%	192
50 to 59	6%	3%	1%	89%	190
60 to 69	8%	2%	2%	89%	316
70 or older	3%	1%	1%	95%	149
Region of State					
Northern NH	20%	8%	3%	69%	129
Western NH	24%	7%	4%	64%	45
Central/Lakes	4%	4%	0%	92%	210
Hillsborough County	3%	0%	1%	96%	278
Seacoast	1%	1%	2%	96%	349
Out of State/Other	4%	0%	0%	96%	48
Housing Situation					
Stable housing	6%	2%	1%	91%	997
Not stable	4%	4%	4%	88%	73
Employment Status					
Employed, but need more	5%	3%	2%	91%	109
Retired/disabled/student	8%	3%	2%	87%	397
Satisfied with job	4%	1%	1%	94%	489
Unemployed and looking	3%	7%	4%	87%	75
Type of Health Insurance					
Private	4%	2%	1%	94%	495
Tricare/Martin's Point	5%	2%	2%	91%	351
Medicaid/Medicare	7%	3%	1%	89%	264
VA	14%	5%	3%	77%	309
None	7%	3%	2%	88%	60
Conflict					
WWII (1941-1946)	0%	0%	0%	100%	18
Cold War (1945-1991)	8%	0%	0%	92%	97
Korea (1950- 1955)	2%	2%	2%	94%	48
Vietnam (1961-1975)	7%	2%	1%	89%	402
Lebanon/Granada (1982-1984)	5%	4%	3%	88%	110
Panama (1989-1990)	6%	5%	2%	87%	102
Desert Storm (1990-1991)	7%	3%	2%	88%	190
Somalia (1992-1994)	4%	2%	3%	91%	96
Bosnia/Croatia (1995)	1%	2%	1%	96%	108
Iraq/Afghan. (2001-present)	5%	3%	1%	90%	378
Other	3%	2%	1%	94%	213

If you answered YES or I'm not sure to any of questions 7, 8 or 9 and have tried to get help for your difficulties, with which agencies have you tried to get help and how helpful were they?

White River Junction VA Medical Center

	Helpful	Somewhat Helpful	Not Helpful	Number Responding
All Respondents	**59%**	**24%**	**17%**	**100**
Age of Respondent				
18 to 29	50%	25%	25%	4
30 to 39	44%	22%	33%	9
40 to 49	50%	32%	18%	22
50 to 59	60%	30%	10%	20
60 to 69	69%	17%	14%	36
70 or older	63%	13%	25%	8
Region of State				
Northern NH	65%	25%	10%	40
Western NH	69%	19%	13%	16
Central/Lakes	47%	47%	6%	17
Hillsborough County	58%	8%	33%	12
Seacoast	38%	15%	46%	13
Out of State/Other	100%	0%	0%	2
Housing Situation				
Stable housing	62%	23%	15%	91
Not stable	33%	33%	33%	9
Employment Status				
Employed, but need more	50%	30%	20%	10
Retired/disabled/student	66%	20%	14%	50
Satisfied with job	63%	20%	17%	30
Unemployed and looking	20%	50%	30%	10
Type of Health Insurance				
Private	66%	25%	9%	32
Tricare/Martin's Point	60%	20%	20%	30
Medicaid/Medicare	64%	25%	11%	28
VA	63%	23%	14%	70
None	57%	29%	14%	7
Conflict				
Cold War (1945-1991)	100%	0%	0%	8
Korea (1950- 1955)	33%	33%	33%	3
Vietnam (1961-1975)	67%	19%	14%	43
Lebanon/Granada (1982-1984)	46%	31%	23%	13
Panama (1989-1990)	46%	38%	15%	13
Desert Storm (1990-1991)	61%	26%	13%	23
Somalia (1992-1994)	44%	22%	33%	9
Bosnia/Croatia (1995)	25%	50%	25%	4
Iraq/Afghan. (2001-present)	51%	35%	14%	37
Other	46%	38%	15%	13

If you answered YES or I'm not sure to any of questions 7, 8 or 9 and have tried to get help for your difficulties, with which agencies have you tried to get help and how helpful were they? (check only those that apply to your personal experience)

Local VA Community Based Outpatient Clinic (CBOC)

	Helpful	Somewhat Helpful	Not Helpful	Hurtful	Not Applicable	Number Responding
All Respondents	**4%**	**3%**	**2%**	**1%**	**91%**	**1070**
Age of Respondent						
18 to 29	4%	0%	1%	0%	95%	93
30 to 39	1%	2%	2%	2%	94%	121
40 to 49	3%	3%	3%	1%	92%	192
50 to 59	4%	4%	4%	2%	87%	190
60 to 69	6%	3%	2%	0%	89%	316
70 or older	3%	1%	0%	0%	96%	149
Region of State						
Northern NH	7%	6%	8%	2%	77%	129
Western NH	4%	4%	2%	0%	89%	45
Central/Lakes	3%	3%	1%	0%	93%	210
Hillsborough County	3%	1%	1%	1%	95%	278
Seacoast	4%	2%	2%	0%	92%	349
Out of State/Other	2%	0%	0%	0%	98%	48
Housing Situation						
Stable housing	4%	2%	2%	1%	92%	997
Not stable	4%	5%	5%	1%	84%	73
Employment Status						
Employed, but need more	6%	1%	3%	1%	90%	109
Retired/disabled/student	7%	3%	2%	1%	87%	397
Satisfied with job	2%	2%	1%	0%	95%	489
Unemployed and looking	0%	7%	7%	0%	87%	75
Type of Health Insurance						
Private	3%	1%	1%	0%	94%	495
Tricare/Martin's Point	3%	2%	2%	1%	93%	351
Medicaid/Medicare	5%	3%	2%	1%	89%	264
VA	10%	7%	3%	2%	78%	309
None	3%	0%	7%	2%	88%	60
Conflict						
WWII (1941-1946)	6%	0%	0%	0%	94%	18
Cold War (1945-1991)	4%	2%	1%	0%	93%	97
Korea (1950- 1955)	6%	4%	0%	0%	90%	48
Vietnam (1961-1975)	6%	3%	1%	0%	89%	402
Lebanon/Granada (1982-1984)	4%	5%	7%	0%	85%	110
Panama (1989-1990)	4%	5%	4%	1%	86%	102
Desert Storm (1990-1991)	3%	2%	4%	1%	90%	190
Somalia (1992-1994)	2%	4%	1%	1%	92%	96
Bosnia/Croatia (1995)	0%	2%	1%	0%	97%	108
Iraq/Afghan. (2001-present)	3%	2%	3%	1%	92%	378
Other	2%	3%	1%	0%	93%	213

If you answered YES or I'm not sure to any of questions 7, 8 or 9 and have tried to get help for your difficulties, with which agencies have you tried to get help and how helpful were they?

Local VA Community Based Outpatient Clinic (CBOC)

	Helpful	Somewhat Helpful	Not Helpful	Hurtful	Number Responding
All Respondents	**43%**	**29%**	**22%**	**6%**	**94**
Age of Respondent					
18 to 29	80%	0%	20%	0%	5
30 to 39	14%	29%	29%	29%	7
40 to 49	31%	31%	31%	6%	16
50 to 59	28%	28%	32%	12%	25
60 to 69	53%	32%	15%	0%	34
70 or older	67%	33%	0%	0%	6
Region of State					
Northern NH	30%	27%	33%	10%	30
Western NH	40%	40%	20%	0%	5
Central/Lakes	47%	40%	13%	0%	15
Hillsborough County	47%	27%	13%	13%	15
Seacoast	50%	25%	21%	4%	28
Out of State/Other	100%	0%	0%	0%	1
Housing Situation					
Stable housing	45%	28%	21%	6%	82
Not stable	25%	33%	33%	8%	12
Employment Status					
Employed, but need more	55%	9%	27%	9%	11
Retired/disabled/student	52%	24%	14%	10%	50
Satisfied with job	35%	39%	26%	0%	23
Unemployed and looking	0%	50%	50%	0%	10
Type of Health Insurance					
Private	57%	25%	14%	4%	28
Tricare/Martin's Point	38%	27%	27%	8%	26
Medicaid/Medicare	50%	29%	14%	7%	28
VA	43%	33%	14%	9%	69
None	29%	0%	57%	14%	7
Conflict					
WWII (1941-1946)	100%	0%	0%	0%	1
Cold War (1945-1991)	57%	29%	14%	0%	7
Korea (1950- 1955)	60%	40%	0%	0%	5
Vietnam (1961-1975)	52%	32%	14%	2%	44
Lebanon/Granada (1982-1984)	24%	29%	47%	0%	17
Panama (1989-1990)	29%	36%	29%	7%	14
Desert Storm (1990-1991)	32%	21%	37%	11%	19
Somalia (1992-1994)	25%	50%	13%	13%	8
Bosnia/Croatia (1995)	0%	67%	33%	0%	3
Iraq/Afghan. (2001-present)	31%	28%	31%	9%	32
Other	29%	43%	21%	7%	14

If you answered YES or I'm not sure to any of questions 7, 8 or 9 and have tried to get help for your difficulties, with which agencies have you tried to get help and how helpful were they? (check only those that apply to your personal experience)

Vet Center

	Helpful	Somewhat Helpful	Not Helpful	Hurtful	Not Applicable	Number Responding
All Respondents	**8%**	**2%**	**2%**	**0%**	**87%**	**1070**
Age of Respondent						
18 to 29	4%	3%	2%	0%	90%	93
30 to 39	13%	2%	1%	1%	83%	121
40 to 49	9%	4%	2%	1%	84%	192
50 to 59	8%	2%	3%	1%	86%	190
60 to 69	10%	2%	2%	0%	86%	316
70 or older	3%	1%	1%	0%	96%	149
Region of State						
Northern NH	14%	3%	5%	2%	76%	129
Western NH	16%	7%	0%	0%	78%	45
Central/Lakes	6%	2%	1%	0%	90%	210
Hillsborough County	7%	3%	1%	0%	89%	278
Seacoast	7%	2%	2%	0%	89%	349
Out of State/Other	10%	2%	0%	0%	88%	48
Housing Situation						
Stable housing	8%	2%	2%	1%	87%	997
Not stable	7%	7%	5%	0%	81%	73
Employment Status						
Employed, but need more	12%	4%	3%	1%	81%	109
Retired/disabled/student	10%	2%	2%	1%	86%	397
Satisfied with job	6%	2%	1%	0%	91%	489
Unemployed and looking	11%	7%	5%	0%	77%	75
Type of Health Insurance						
Private	7%	2%	2%	0%	90%	495
Tricare/Martin's Point	8%	1%	2%	0%	88%	351
Medicaid/Medicare	7%	1%	2%	0%	89%	264
VA	18%	4%	3%	1%	74%	309
None	7%	10%	5%	0%	78%	60
Conflict						
WWII (1941-1946)	6%	0%	0%	0%	94%	18
Cold War (1945-1991)	7%	2%	3%	0%	88%	97
Korea (1950- 1955)	4%	0%	2%	0%	94%	48
Vietnam (1961-1975)	8%	2%	2%	0%	87%	402
Lebanon/Granada (1982-1984)	5%	3%	5%	0%	87%	110
Panama (1989-1990)	6%	2%	4%	0%	88%	102
Desert Storm (1990-1991)	7%	2%	2%	1%	88%	190
Somalia (1992-1994)	6%	1%	2%	0%	91%	96
Bosnia/Croatia (1995)	3%	2%	2%	0%	94%	108
Iraq/Afghan. (2001-present)	11%	3%	2%	1%	83%	378
Other	7%	1%	1%	0%	90%	213

If you answered YES or I'm not sure to any of questions 7, 8 or 9 and have tried to get help for your difficulties, with which agencies have you tried to get help and how helpful were they?

Vet Center

	Helpful	Somewhat Helpful	Not Helpful	Hurtful	Number Responding
All Respondents	**63%**	**19%**	**14%**	**4%**	**139**
Age of Respondent					
18 to 29	44%	33%	22%	0%	9
30 to 39	76%	14%	5%	5%	21
40 to 49	58%	26%	13%	3%	31
50 to 59	56%	15%	22%	7%	27
60 to 69	69%	16%	13%	2%	45
70 or older	67%	17%	17%	0%	6
Region of State					
Northern NH	58%	13%	23%	6%	31
Western NH	70%	30%	0%	0%	10
Central/Lakes	59%	23%	14%	5%	22
Hillsborough County	65%	23%	10%	3%	31
Seacoast	64%	15%	18%	3%	39
Out of State/Other	83%	17%	0%	0%	6
Housing Situation					
Stable housing	66%	17%	13%	4%	125
Not stable	36%	36%	29%	0%	14
Employment Status					
Employed, but need more	62%	19%	14%	5%	21
Retired/disabled/student	71%	11%	13%	5%	56
Satisfied with job	60%	24%	13%	2%	45
Unemployed and looking	47%	29%	24%	0%	17
Type of Health Insurance					
Private	67%	16%	16%	2%	51
Tricare/Martin's Point	71%	10%	17%	2%	41
Medicaid/Medicare	66%	10%	21%	3%	29
VA	69%	16%	11%	4%	81
None	31%	46%	23%	0%	13
Conflict					
WWII (1941-1946)	100%	0%	0%	0%	1
Cold War (1945-1991)	58%	17%	25%	0%	12
Korea (1950- 1955)	67%	0%	33%	0%	3
Vietnam (1961-1975)	67%	16%	14%	4%	51
Lebanon/Granada (1982-1984)	43%	21%	36%	0%	14
Panama (1989-1990)	50%	17%	33%	0%	12
Desert Storm (1990-1991)	61%	17%	17%	4%	23
Somalia (1992-1994)	67%	11%	22%	0%	9
Bosnia/Croatia (1995)	43%	29%	29%	0%	7
Iraq/Afghan. (2001-present)	66%	19%	13%	3%	64
Other	71%	14%	10%	5%	21

If you answered YES or I'm not sure to any of questions 7, 8 or 9 and have tried to get help for your difficulties, with which agencies have you tried to get help and how helpful were they? (check only those that apply to your personal experience)

Community Mental Health Center in NH

	Helpful	Somewhat Helpful	Not Helpful	Hurtful	Not Applicable	Number Responding
All Respondents	**1%**	**1%**	**2%**	**0%**	**96%**	**1070**
Age of Respondent						
18 to 29	0%	0%	3%	0%	97%	93
30 to 39	0%	2%	2%	0%	96%	121
40 to 49	2%	3%	2%	0%	93%	192
50 to 59	2%	1%	2%	2%	94%	190
60 to 69	1%	1%	1%	0%	97%	316
70 or older	0%	0%	1%	0%	99%	149
Region of State						
Northern NH	2%	2%	5%	2%	89%	129
Western NH	0%	2%	2%	0%	96%	45
Central/Lakes	2%	0%	0%	0%	98%	210
Hillsborough County	0%	2%	2%	0%	96%	278
Seacoast	1%	1%	1%	0%	97%	349
Out of State/Other	0%	0%	0%	0%	100%	48
Housing Situation						
Stable housing	1%	1%	2%	0%	96%	997
Not stable	3%	3%	4%	0%	90%	73
Employment Status						
Employed, but need more	1%	1%	5%	0%	94%	109
Retired/disabled/student	1%	1%	2%	1%	96%	397
Satisfied with job	1%	1%	1%	0%	98%	489
Unemployed and looking	1%	5%	3%	0%	91%	75
Type of Health Insurance						
Private	1%	1%	1%	0%	98%	495
Tricare/Martin's Point	0%	0%	2%	0%	97%	351
Medicaid/Medicare	2%	1%	1%	1%	95%	264
VA	1%	3%	3%	1%	92%	309
None	0%	0%	7%	0%	93%	60
Conflict						
WWII (1941-1946)	0%	0%	0%	0%	100%	18
Cold War (1945-1991)	1%	0%	0%	0%	99%	97
Korea (1950- 1955)	0%	0%	2%	0%	98%	48
Vietnam (1961-1975)	1%	0%	1%	0%	97%	402
Lebanon/Granada (1982-1984)	2%	2%	4%	0%	93%	110
Panama (1989-1990)	0%	2%	4%	1%	93%	102
Desert Storm (1990-1991)	0%	2%	3%	1%	95%	190
Somalia (1992-1994)	0%	1%	1%	0%	98%	96
Bosnia/Croatia (1995)	0%	0%	1%	0%	99%	108
Iraq/Afghan. (2001-present)	1%	1%	3%	0%	95%	378
Other	1%	1%	1%	0%	96%	213

If you answered YES or I'm not sure to any of questions 7, 8 or 9 and have tried to get help for your difficulties, with which agencies have you tried to get help and how helpful were they?

Community Mental Health Center in NH

	Helpful	Somewhat Helpful	Not Helpful	Hurtful	Number Responding
All Respondents	**23%**	**26%**	**44%**	**7%**	**43**
Age of Respondent					
18 to 29	0%	0%	100%	0%	3
30 to 39	0%	40%	60%	0%	5
40 to 49	29%	43%	29%	0%	14
50 to 59	33%	8%	33%	25%	12
60 to 69	25%	25%	50%	0%	8
70 or older	0%	0%	100%	0%	1
Region of State					
Northern NH	14%	14%	50%	21%	14
Western NH	0%	50%	50%	0%	2
Central/Lakes	100%	0%	0%	0%	4
Hillsborough County	8%	42%	50%	0%	12
Seacoast	27%	27%	45%	0%	11
Housing Situation					
Stable housing	22%	25%	44%	8%	36
Not stable	29%	29%	43%	0%	7
Employment Status					
Employed, but need more	14%	14%	71%	0%	7
Retired/disabled/student	24%	12%	47%	18%	17
Satisfied with job	33%	33%	33%	0%	12
Unemployed and looking	14%	57%	29%	0%	7
Type of Health Insurance					
Private	33%	33%	33%	0%	12
Tricare/Martin's Point	10%	10%	70%	10%	10
Medicaid/Medicare	42%	17%	25%	17%	12
VA	17%	33%	38%	13%	24
None	0%	0%	100%	0%	4
Conflict					
Cold War (1945-1991)	100%	0%	0%	0%	1
Korea (1950- 1955)	0%	0%	100%	0%	1
Vietnam (1961-1975)	36%	18%	36%	9%	11
Lebanon/Granada (1982-1984)	25%	25%	50%	0%	8
Panama (1989-1990)	0%	29%	57%	14%	7
Desert Storm (1990-1991)	0%	30%	60%	10%	10
Somalia (1992-1994)	0%	50%	50%	0%	2
Bosnia/Croatia (1995)	0%	0%	100%	0%	1
Iraq/Afghan. (2001-present)	11%	17%	67%	6%	18
Other	25%	25%	38%	13%	8

If you answered YES or I'm not sure to any of questions 7, 8 or 9 and have tried to get help for your difficulties, with which agencies have you tried to get help and how helpful were they? (check only those that apply to your personal experience)

Personal physician or private provider

	Helpful	Somewhat Helpful	Not Helpful	Hurtful	Not Applicable	Number Responding
All Respondents	**8%**	**6%**	**2%**	**0%**	**83%**	**1070**
Age of Respondent						
18 to 29	2%	3%	2%	0%	92%	93
30 to 39	7%	7%	3%	0%	83%	121
40 to 49	8%	11%	3%	1%	78%	192
50 to 59	12%	6%	1%	1%	80%	190
60 to 69	9%	4%	3%	0%	83%	316
70 or older	7%	3%	1%	0%	89%	149
Region of State						
Northern NH	7%	8%	6%	1%	78%	129
Western NH	13%	9%	2%	0%	76%	45
Central/Lakes	11%	5%	1%	1%	81%	210
Hillsborough County	6%	6%	2%	0%	86%	278
Seacoast	9%	5%	2%	0%	83%	349
Out of State/Other	4%	2%	0%	0%	94%	48
Housing Situation						
Stable housing	8%	5%	2%	0%	84%	997
Not stable	8%	11%	7%	0%	74%	73
Employment Status						
Employed, but need more	4%	10%	5%	0%	82%	109
Retired/disabled/student	11%	5%	4%	1%	81%	397
Satisfied with job	7%	5%	1%	0%	87%	489
Unemployed and looking	8%	12%	5%	1%	73%	75
Type of Health Insurance						
Private	7%	6%	2%	0%	85%	495
Tricare/Martin's Point	12%	5%	2%	1%	81%	351
Medicaid/Medicare	11%	4%	3%	1%	81%	264
VA	14%	8%	5%	1%	72%	309
None	7%	5%	7%	0%	82%	60
Conflict						
WWII (1941-1946)	6%	0%	0%	0%	94%	18
Cold War (1945-1991)	12%	9%	0%	0%	78%	97
Korea (1950- 1955)	8%	6%	0%	0%	85%	48
Vietnam (1961-1975)	11%	3%	3%	0%	83%	402
Lebanon/Granada (1982-1984)	14%	6%	2%	0%	78%	110
Panama (1989-1990)	13%	5%	2%	1%	79%	102
Desert Storm (1990-1991)	12%	11%	3%	1%	73%	190
Somalia (1992-1994)	9%	7%	1%	0%	82%	96
Bosnia/Croatia (1995)	8%	12%	1%	0%	79%	108
Iraq/Afghan. (2001-present)	8%	8%	2%	0%	81%	378
Other	9%	4%	2%	0%	84%	213

If you answered YES or I'm not sure to any of questions 7, 8 or 9 and have tried to get help for your difficulties, with which agencies have you tried to get help and how helpful were they?

Personal physician or private provider

	Helpful	Somewhat Helpful	Not Helpful	Hurtful	Number Responding
All Respondents	**50%**	**34%**	**15%**	**2%**	**179**
Age of Respondent					
18 to 29	29%	43%	29%	0%	7
30 to 39	40%	40%	20%	0%	20
40 to 49	36%	50%	12%	2%	42
50 to 59	61%	32%	5%	3%	38
60 to 69	54%	24%	20%	2%	54
70 or older	63%	25%	13%	0%	16
Region of State					
Northern NH	32%	36%	29%	4%	28
Western NH	55%	36%	9%	0%	11
Central/Lakes	60%	28%	8%	5%	40
Hillsborough County	42%	42%	16%	0%	38
Seacoast	53%	33%	14%	0%	58
Out of State/Other	67%	33%	0%	0%	3
Housing Situation					
Stable housing	52%	33%	13%	2%	160
Not stable	32%	42%	26%	0%	19
Employment Status					
Employed, but need more	20%	55%	25%	0%	20
Retired/disabled/student	56%	23%	18%	3%	77
Satisfied with job	58%	37%	5%	0%	62
Unemployed and looking	30%	45%	20%	5%	20
Type of Health Insurance					
Private	46%	39%	12%	3%	76
Tricare/Martin's Point	61%	25%	10%	3%	67
Medicaid/Medicare	59%	22%	14%	4%	49
VA	51%	31%	16%	2%	85
None	36%	27%	36%	0%	11
Conflict					
WWII (1941-1946)	100%	0%	0%	0%	1
Cold War (1945-1991)	57%	43%	0%	0%	21
Korea (1950- 1955)	57%	43%	0%	0%	7
Vietnam (1961-1975)	64%	19%	16%	1%	69
Lebanon/Granada (1982-1984)	63%	29%	8%	0%	24
Panama (1989-1990)	62%	24%	10%	5%	21
Desert Storm (1990-1991)	45%	41%	12%	2%	51
Somalia (1992-1994)	53%	41%	6%	0%	17
Bosnia/Croatia (1995)	39%	57%	4%	0%	23
Iraq/Afghan. (2001-present)	42%	44%	13%	1%	72
Other	59%	24%	15%	3%	34

If you answered YES or I'm not sure to any of questions 7, 8 or 9 and have tried to get help for your difficulties, with which agencies have you tried to get help and how helpful were they? (check only those that apply to your personal experience)

Other

	Helpful	Somewhat Helpful	Not Helpful	Hurtful	Not Applicable	Number Responding
All Respondents	**3%**	**1%**	**1%**	**0%**	**94%**	**1070**
Age of Respondent						
18 to 29	3%	3%	2%	0%	91%	93
30 to 39	2%	4%	1%	0%	93%	121
40 to 49	4%	2%	1%	0%	94%	192
50 to 59	2%	1%	2%	1%	95%	190
60 to 69	5%	1%	2%	1%	92%	316
70 or older	2%	1%	1%	0%	97%	149
Region of State						
Northern NH	3%	2%	2%	1%	92%	129
Western NH	4%	0%	2%	0%	93%	45
Central/Lakes	3%	2%	0%	0%	94%	210
Hillsborough County	4%	1%	1%	0%	94%	278
Seacoast	3%	2%	1%	0%	93%	349
Out of State/Other	4%	4%	0%	0%	92%	48
Housing Situation						
Stable housing	3%	1%	1%	0%	94%	997
Not stable	4%	5%	0%	0%	90%	73
Employment Status						
Employed, but need more	4%	5%	3%	1%	88%	109
Retired/disabled/student	5%	1%	1%	1%	93%	397
Satisfied with job	2%	1%	1%	0%	96%	489
Unemployed and looking	7%	4%	1%	0%	88%	75
Type of Health Insurance						
Private	3%	1%	1%	0%	95%	495
Tricare/Martin's Point	3%	1%	2%	0%	94%	351
Medicaid/Medicare	3%	1%	1%	0%	95%	264
VA	8%	3%	1%	1%	88%	309
None	2%	0%	3%	2%	93%	60
Conflict						
WWII (1941-1946)	6%	0%	0%	0%	94%	18
Cold War (1945-1991)	4%	0%	0%	0%	96%	97
Korea (1950- 1955)	2%	0%	2%	0%	96%	48
Vietnam (1961-1975)	5%	1%	1%	0%	93%	402
Lebanon/Granada (1982-1984)	2%	2%	3%	1%	93%	110
Panama (1989-1990)	5%	1%	3%	1%	90%	102
Desert Storm (1990-1991)	3%	1%	2%	1%	93%	190
Somalia (1992-1994)	3%	2%	1%	0%	94%	96
Bosnia/Croatia (1995)	3%	1%	1%	0%	95%	108
Iraq/Afghan. (2001-present)	3%	2%	2%	0%	93%	378
Other	2%	1%	1%	0%	95%	213

If you answered YES or I'm not sure to any of questions 7, 8 or 9 and have tried to get help for your difficulties, with which agencies have you tried to get help and how helpful were they?

Other

	Helpful	Somewhat Helpful	Not Helpful	Hurtful	Number Responding
All Respondents	**54%**	**23%**	**19%**	**4%**	**69**
Age of Respondent					
18 to 29	38%	38%	25%	0%	8
30 to 39	25%	63%	13%	0%	8
40 to 49	67%	25%	8%	0%	12
50 to 59	40%	20%	30%	10%	10
60 to 69	64%	8%	20%	8%	25
70 or older	60%	20%	20%	0%	5
Region of State					
Northern NH	40%	20%	30%	10%	10
Western NH	67%	0%	33%	0%	3
Central/Lakes	58%	33%	8%	0%	12
Hillsborough County	63%	13%	19%	6%	16
Seacoast	48%	26%	22%	4%	23
Out of State/Other	50%	50%	0%	0%	4
Housing Situation					
Stable housing	55%	19%	21%	5%	62
Not stable	43%	57%	0%	0%	7
Employment Status					
Employed, but need more	31%	38%	23%	8%	13
Retired/disabled/student	66%	14%	14%	7%	29
Satisfied with job	50%	22%	28%	0%	18
Unemployed and looking	56%	33%	11%	0%	9
Type of Health Insurance					
Private	59%	19%	22%	0%	27
Tricare/Martin's Point	45%	20%	30%	5%	20
Medicaid/Medicare	64%	14%	14%	7%	14
VA	63%	24%	8%	5%	38
None	25%	0%	50%	25%	4
Conflict					
WWII (1941-1946)	100%	0%	0%	0%	1
Cold War (1945-1991)	100%	0%	0%	0%	4
Korea (1950- 1955)	50%	0%	50%	0%	2
Vietnam (1961-1975)	67%	10%	17%	7%	30
Lebanon/Granada (1982-1984)	25%	25%	38%	13%	8
Panama (1989-1990)	50%	10%	30%	10%	10
Desert Storm (1990-1991)	46%	15%	31%	8%	13
Somalia (1992-1994)	50%	33%	17%	0%	6
Bosnia/Croatia (1995)	60%	20%	20%	0%	5
Iraq/Afghan. (2001-present)	48%	24%	24%	4%	25
Other	40%	30%	20%	10%	10

What problems have you encountered in your efforts to get the help you need? (choose all that apply)

	Can't Afford	Don't Know Where to Get Help	Nothing Will Help Me	Embarr-assed	Only Willing to Talk to Other Service Member	Seeking Help Will Impact Current Service	Job Will Find Out	No Trans-portation	Can't Find Provider	Not Felt Under-stood	No one Wants to Help	Other	Number Responding
All Respondents	**14%**	**14%**	**13%**	**30%**	**13%**	**15%**	**8%**	**7%**	**2%**	**16%**	**7%**	**39%**	**394**
Age of Respondent													
18 to 29	24%	17%	14%	28%	10%	17%	3%	3%	0%	10%	14%	34%	29
30 to 39	15%	15%	18%	27%	9%	27%	18%	7%	0%	24%	5%	31%	55
40 to 49	10%	14%	13%	31%	14%	24%	14%	6%	3%	24%	4%	32%	72
50 to 59	17%	12%	10%	31%	16%	17%	6%	14%	4%	12%	13%	40%	77
60 to 69	13%	10%	10%	36%	18%	6%	5%	6%	2%	12%	3%	47%	125
70 or older	12%	27%	15%	12%	0%	3%	0%	3%	3%	18%	6%	39%	33
Region of State													
Northern NH	14%	8%	12%	27%	24%	15%	5%	8%	2%	24%	15%	46%	59
Western NH	13%	17%	9%	35%	22%	22%	13%	0%	0%	13%	0%	39%	23
Central/Lakes	11%	12%	16%	32%	11%	11%	12%	4%	2%	15%	7%	46%	82
Hillsborough County	14%	16%	9%	26%	5%	9%	6%	11%	3%	11%	3%	39%	103
Seacoast	17%	16%	16%	33%	16%	21%	8%	8%	2%	19%	7%	29%	118
Out of State/Other	14%	0%	0%	29%	0%	29%	14%	0%	0%	0%	0%	71%	7
Housing Situation													
Stable housing	11%	13%	12%	32%	13%	16%	9%	5%	2%	16%	6%	41%	339
Not stable	31%	16%	18%	20%	16%	11%	4%	24%	4%	16%	13%	24%	55
Employment Status													
Employed, but need more	19%	11%	10%	29%	11%	29%	10%	11%	2%	19%	13%	34%	62
Retired/disabled/student	12%	14%	14%	30%	17%	7%	3%	8%	3%	15%	6%	45%	155
Satisfied with job	8%	17%	11%	32%	11%	19%	14%	2%	2%	14%	3%	38%	132
Unemployed and looking	33%	7%	18%	24%	13%	11%	7%	16%	2%	18%	11%	27%	45
Type of Health Insurance													
Private	8%	16%	9%	33%	13%	17%	10%	4%	3%	16%	6%	39%	159
Tricare/Martin's Point	3%	9%	13%	27%	12%	22%	13%	0%	1%	23%	8%	43%	98
Medicaid/Medicare	13%	15%	13%	27%	12%	8%	4%	11%	2%	14%	7%	45%	91
VA	17%	13%	12%	30%	17%	12%	6%	10%	2%	17%	7%	39%	204
None	52%	19%	15%	33%	19%	11%	4%	19%	0%	15%	11%	30%	27
Conflict													
WWII (1941-1946)	0%	0%	50%	0%	0%	0%	0%	0%	0%	0%	50%	50%	2
Cold War (1945-1991)	19%	19%	7%	30%	15%	19%	4%	19%	0%	7%	15%	37%	27
Korea (1950- 1955)	18%	36%	18%	18%	0%	9%	0%	9%	0%	36%	9%	27%	11
Vietnam (1961-1975)	12%	11%	13%	32%	18%	6%	4%	7%	2%	12%	4%	45%	161
Lebanon/Granada (1982-1984)	18%	8%	18%	29%	21%	16%	8%	16%	0%	16%	8%	45%	38
Panama (1989-1990)	7%	7%	17%	37%	20%	17%	7%	7%	0%	23%	10%	37%	30
Desert Storm (1990-1991)	9%	12%	9%	35%	12%	17%	8%	9%	2%	21%	9%	33%	66
Somalia (1992-1994)	7%	7%	7%	45%	14%	21%	14%	7%	0%	14%	3%	38%	29
Bosnia/Croatia (1995)	3%	12%	9%	42%	6%	21%	12%	9%	0%	24%	6%	45%	33
Iraq/Afghan. (2001-present)	13%	12%	16%	32%	14%	23%	15%	5%	1%	20%	8%	35%	149
Other	12%	17%	13%	25%	10%	13%	5%	8%	5%	8%	10%	40%	60